



**tcmhcc**

Texas Child Mental  
Health Care Consortium

# **Community Psychiatry Workforce Expansion (CPWE) Program & Child and Adolescent Psychiatry (CAP) Fellowship Program**

*Program Updates - February 3, 2026*



**tcmhcc**  
Texas Child Mental  
Health Care Consortium

# Community Psychiatry Workforce Expansion (CPWE)

*Statewide Report*

# Definitions

- HRI- Health Related Institutions
- LMHA- Local Mental Health Authority- oversees agencies in region providing mental health care through state/federal/local funds to care for children and adults with mental illness
- Non-LMHA community mental health agencies- private non-profit agencies provided care to underserved, Medicaid-eligible or special populations.
- Funding
  - TCHMCC CPWE or CAP funding to HRI
  - APRA funding
  - Other LMHA or grant funding for some part of the CPWE faculty/resident



# Metrics for CPWE Program

## 1. NUMBER OF FACULTY ASSIGNED TO THE LMHA (#)

*Number of full time equivalents (FTE) faculty members assigned as academic medical directors within community agencies or LMHAs during the reporting period.*

## 2. NUMBER OF RESIDENTS ASSIGNED TO THE LMHA (#)

*Number of full time equivalent (FTE) psychiatric residents participating in rotations at the community agency or LMHA during the reporting period.*

## 3. NUMBER OF UNIQUE PATIENT VISITS (#)

*Total number of service encounters provided by faculty members (academic medical directors) or psychiatric residents during CPWE-funded rotation in community agencies / LMHAs.*

## 4. NUMBER OF UNIQUE PATIENTS SEEN (#)

*Number of unique child or adolescent patients seen by a CPWE faculty or resident in a documented encounter in the community agency or LMHA during the reporting period.*

## 5. RATIO OF CHILDREN TO TOTAL PATIENTS SEEN (%)

*Numerator: Number of unique patients - between the ages of birth to 20 years old - seen by a CPWE faculty or resident in a documented encounter in the community agency or LMHA during the reporting period.*

*Denominator: Number of unique patients (all ages) seen by a CPWE faculty or resident in a documented encounter in the community agency or LMHA during the reporting period. The denominator must match Metric #4 above.*

# Metrics for CPWE Program

## 6. TIME FROM INTAKE TO FIRST PRESCRIBER ENCOUNTER (#)

*The number of days for new child or adolescent patients (child with no previous encounters for last 6 months) from intake appointment (initial authorization for care) to first psychiatric evaluation or medication management encounter. The population will be limited to those accessing psychiatric care in first 6 months of care. (THIS METRIC INACTIVE, SEE ACTION ITEM AT END)*

## 7. NUMBER OF PATIENTS SEEN THAT WERE INITIALLY CONTACTED THROUGH CPAN OR TCHAT (#)

*Number of unique child or adolescent patients referred by a CPAN or TCHAT team member to an LMHA participating in the CPWE program.*

## 8. NUMBER OF RESIDENTS WHO ROTATE THROUGH A LMHA WHO WORK IN THE PUBLIC MENTAL HEALTH SYSTEM AFTER COMPLETING THEIR RESIDENCIES (#)

Numerator: *Total number of CPWE graduates who are employed in Texas public mental health locations three months following graduation from the residency training program.*

Denominator: *Total number of psychiatry residents in CPWE rotations who completed residency during the reporting period.*

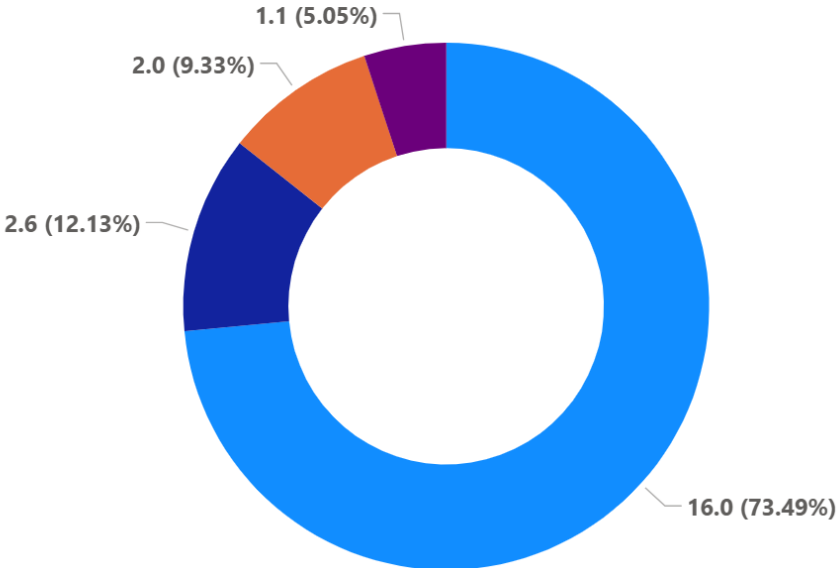
## 9. SATISFACTION OF RESIDENTS WITH ROTATION EXPERIENCE/INCREASE IN KNOWLEDGE AND POSITIVE VIEWS OF COMMUNITY MENTAL HEALTH

- a. Ratings of residents on ACGME surveys
- b. Internal Evaluation Team Survey on specific community mental health agencies

# Funding of CPWE

## Faculty

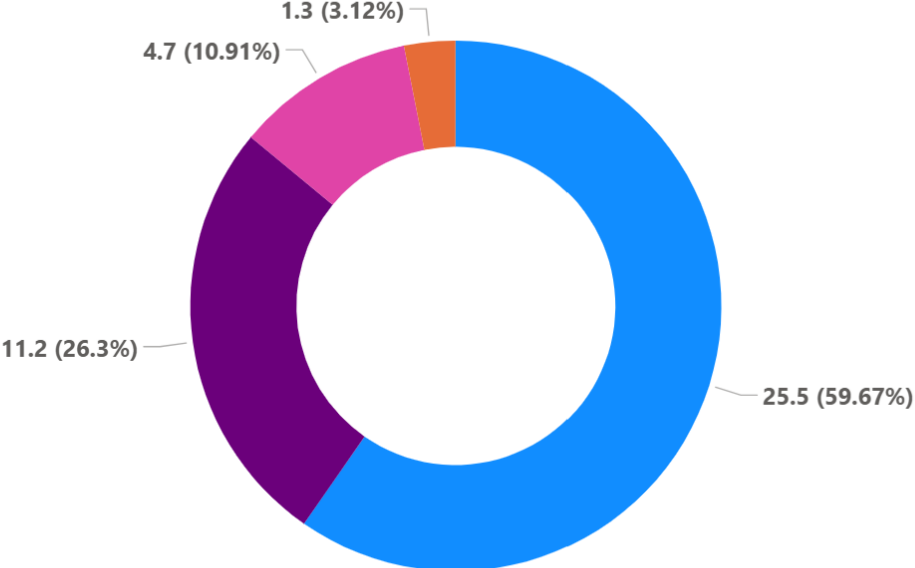
Average Clinical FTE by FUNDING



FUNDING ● CPWE - State ● CPWE LMHA ● CPWE - ARPA ● Non-TCMHCC

## Residents

Average Clinical FTE by FUNDING



FUNDING ● CPWE - State ● Non-TCMHCC ● CAP - State ● CPWE - ARPA

# Unique Residents/Faculty Rotating in CPWE

(Sep-Nov 2025)

POSITION TYPE	LMHA	Non-LMHA	Total
Resident: CAP1	17	2	19
Resident: CAP2	15	14	26
Resident: PG1	15	2	17
Resident: PG2	17	2	19
Resident: PG3	36	27	63
Resident: PG4	6	4	10
Resident: PG5	2	1	3
<b>Total</b>	<b>100</b>	<b>52</b>	<b>149</b>

POSITION TYPE	LMHA	Non-LMHA	Total
FACULTY: HRI	50	9	58
FACULTY: Facility	9	8	17
<b>Total</b>	<b>59</b>	<b>17</b>	<b>74</b>

POSITION TYPE	LMHA	Non-LMHA	Total
FACULTY: HRI	50	9	58
FACULTY: Facility	9	8	17
<b>Total</b>	<b>59</b>	<b>17</b>	<b>74</b>

# Average FTE at CPWE Sites (Sep-Nov 2025)

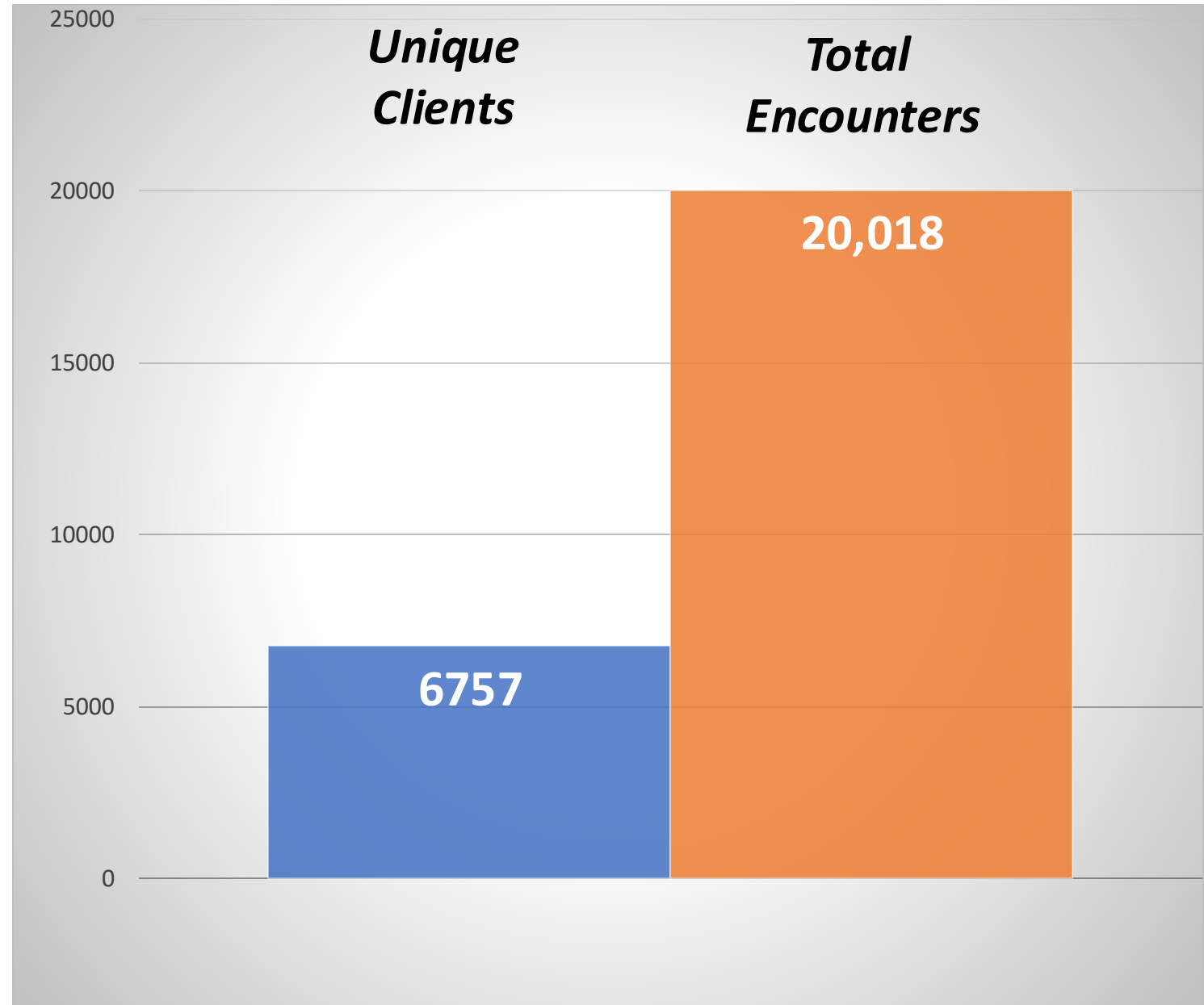
POSITION TYPE	LMHA	Non-LMHA	Total
FACULTY: Facility	1.20	0.65	1.85
FACULTY: HRI	17.38	2.57	19.94
Resident: CAP1	6.57	1.80	8.37
Resident: CAP2	4.98	3.84	8.82
Resident: PG1	4.47	2.00	6.47
Resident: PG2	2.93	1.33	4.27
Resident: PG3	9.28	2.83	12.12
Resident: PG4	1.63	0.37	2.00
Resident: PG5	1.60	0.20	0.73
<b>Total</b>	<b>48.97</b>	<b>15.59</b>	<b>64.56</b>

CLINICAL SETTING	FACULTY	RESIDENT	Total
Assertive Community Team (ACT)	0.20	1.00	1.20
Developmental Disabilities	0.10	0.40	0.50
First Episode Clinic	0.10	0.60	0.70
Forensic		0.80	0.80
Inpatient	2.39	8.50	10.89
Outpatient	17.53	30.74	48.27
Telepsychiatry Only	1.47	1.00	2.47
<b>Total</b>	<b>21.79</b>	<b>42.77</b>	<b>64.56</b>

# Unique Client and Client Encounters at LMHA's FY25



**tcmhcc**  
Texas Child Mental  
Health Care Consortium





**tcmhcc**  
Texas Child Mental  
Health Care Consortium

# CPWE Residents & CAP Fellows

*2025 Statewide Placement Summary*

# CAP FELLOWS & CPWE RESIDENTS

## *2025 Statewide Placement Summary*

The CAP Fellowship program aims to increase the number of psychiatrists in Texas specializing in the diagnosis and treatment of psychiatric and associated behavioral health conditions affecting children and adolescents and thus, over time:

- *Increase the ratio of child and adolescent psychiatrists to the Texas child population*
- *Reduce the number of designated mental health professional shortage areas*
- *Reduce appointment wait times to see a child and adolescent psychiatrist*

As such, one of the primary program metrics The Consortium reports to the Texas Legislature is:

- ▶ *"Percent of CAP fellowship graduates who remain in Texas upon completion of their fellowship training"*

# CAP FELLOWS & CPWE RESIDENTS

## *2025 Statewide Placement Summary*

---

In addition, one of the primary goals of CPWE program is to:

- ▶ *"Increase the number of Texas-trained psychiatry residents who work in the public mental health system upon completion of their residencies."*

To gather information about CAP Fellows & CPWE Residents who completed their training at the end of the recent academic year, statewide HRI Workforce staff were requested to submit a simple reporting tool with information about their trainee's post-TCMHCC positions.

Data collected via this reporting template includes information about a trainee's new position, its location, clinical setting, payor and patient mix, etc.

# **CAP FELLOWS & CPWE RESIDENTS**

## *2025 Statewide Placement Summary*

---

2025 Academic Year: *TCMHCC Graduating Trainees*

CAP Fellows: 48

CPWE Residents: 43

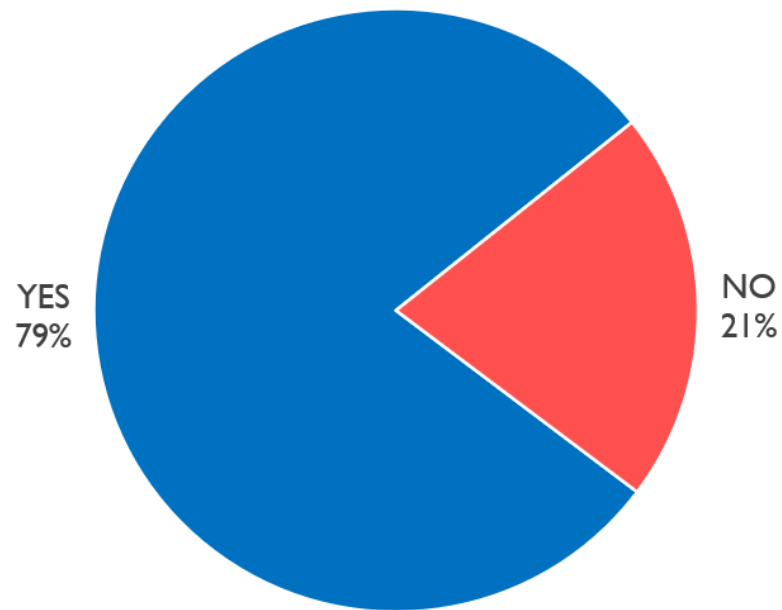
**STATEWIDE TOTAL: 91**



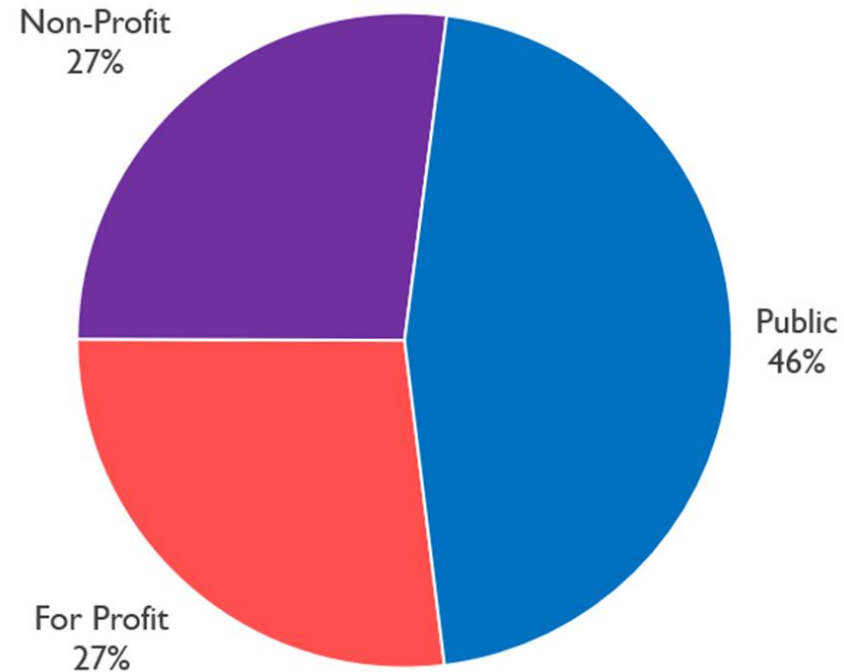
# CAP FELLOWS & CPWE RESIDENTS

## 2025 Statewide Placement Summary

▪ *All trainees, is the trainee's new position in Texas?*



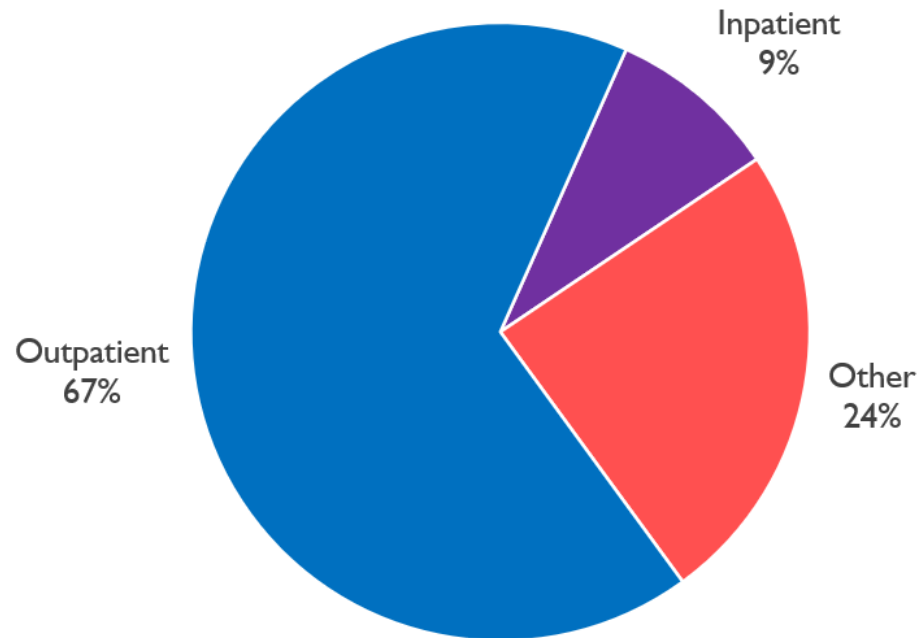
▪ *All trainees, placement payor mix:*



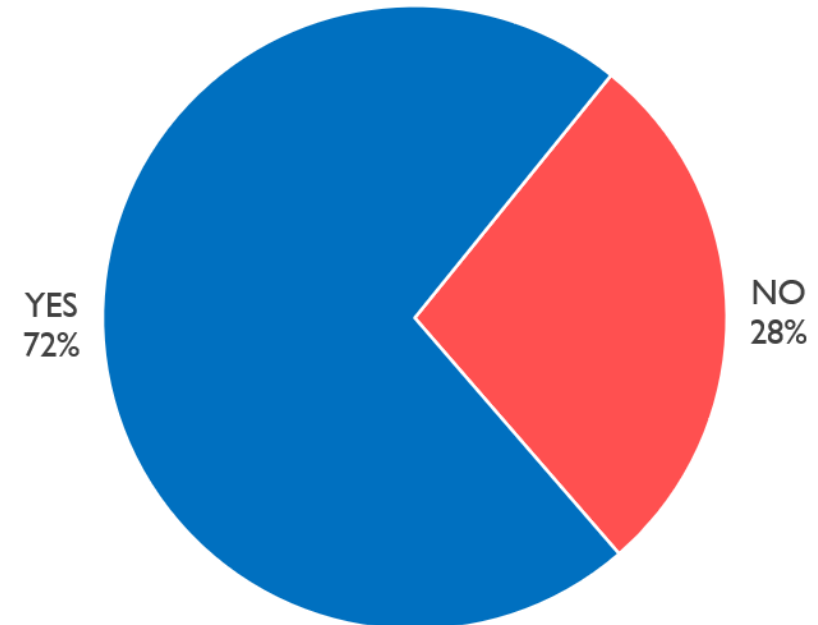
# CAP FELLOWS & CPWE RESIDENTS

## 2025 Statewide Placement Summary

- All trainees, placement care setting:



- All trainees, does the setting treat children? :



# Action Item

- Recommended Action:
  - DELETE METRIC “TIME FROM INTAKE TO FIRST PRESCRIBER ENCOUNTER”
- Rationale:
  - Metric has not proven practical to measure
  - Clinical sites vary greatly in their access to psychiatry at baseline, all have different procedures for referring for medication treatment, there is no uniform method to track time in the manner required by the metric

# Questions?

