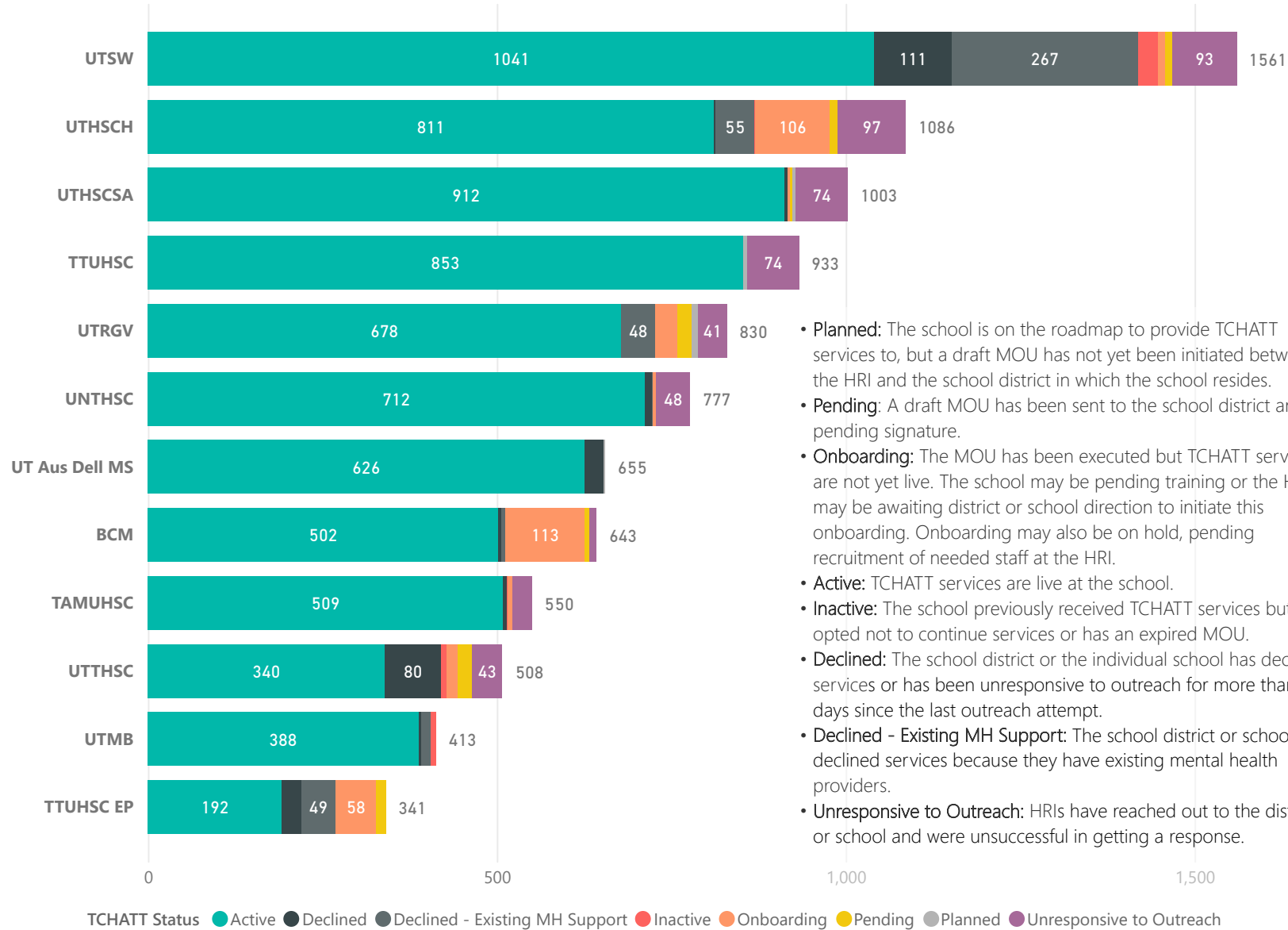




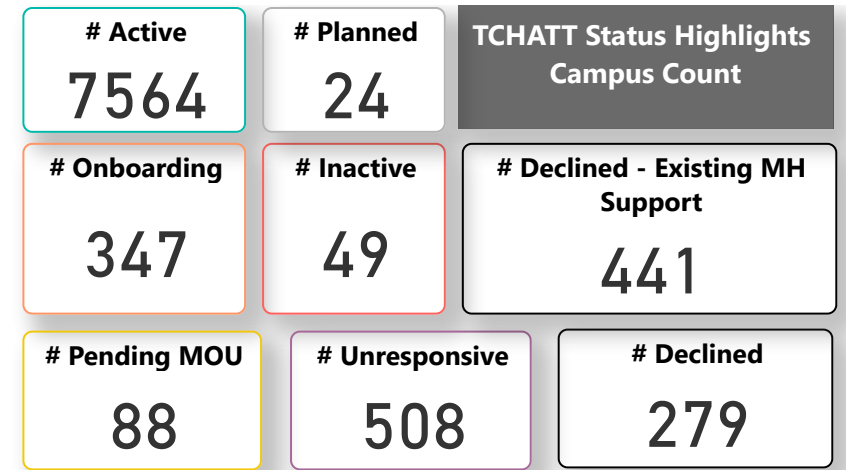
Texas Child Mental Health Care Consortium

TCHATT Rollout Status

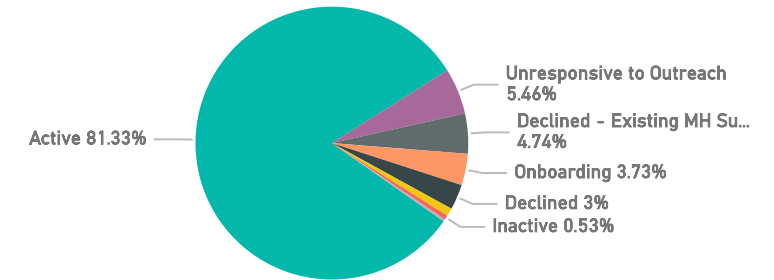
TCHATT Status for Campuses Grouped by Assigned Health Related Institution as of 5/31/2026



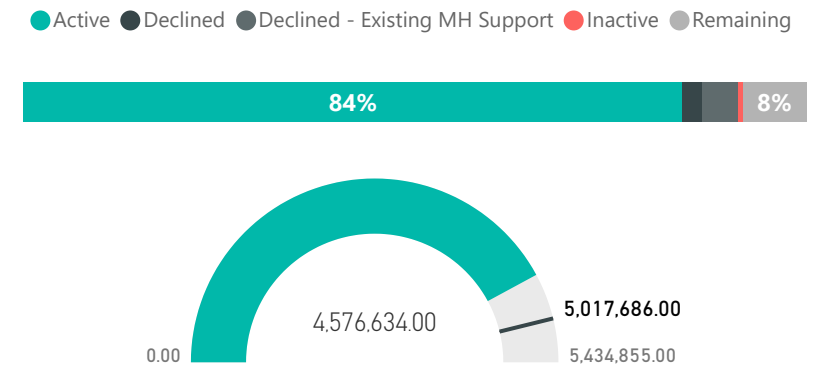
- **Planned:** The school is on the roadmap to provide TCHATT services to, but a draft MOU has not yet been initiated between the HRI and the school district in which the school resides.
- **Pending:** A draft MOU has been sent to the school district and is pending signature.
- **Onboarding:** The MOU has been executed but TCHATT services are not yet live. The school may be pending training or the HRI may be awaiting district or school direction to initiate this onboarding. Onboarding may also be on hold, pending recruitment of needed staff at the HRI.
- **Active:** TCHATT services are live at the school.
- **Inactive:** The school previously received TCHATT services but has opted not to continue services or has an expired MOU.
- **Declined:** The school district or the individual school has declined services or has been unresponsive to outreach for more than 60 days since the last outreach attempt.
- **Declined - Existing MH Support:** The school district or school has declined services because they have existing mental health providers.
- **Unresponsive to Outreach:** HRIs have reached out to the district or school and were unsuccessful in getting a response.



TCHATT Rollout Status for State



Student Population Covered



Target value = census for all schools less census of schools that have declined or are inactive

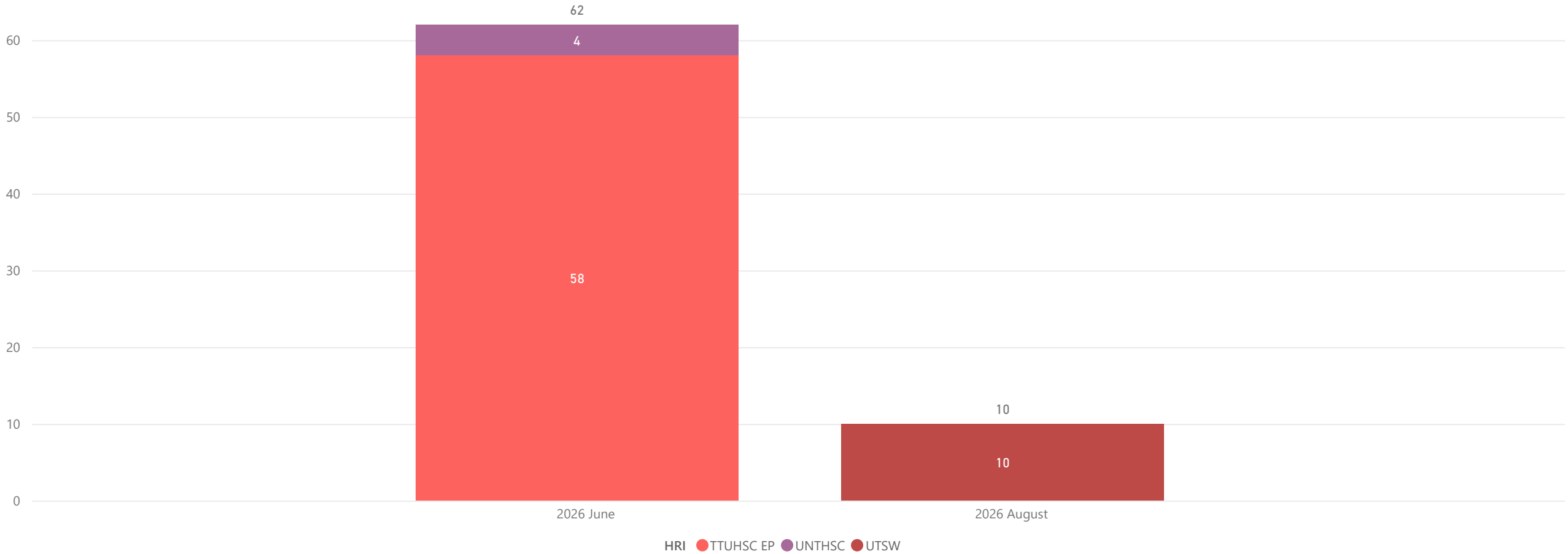


Texas Child Mental Health Care Consortium TCHAT Rollout Status

Schools with Onboarding Status
347

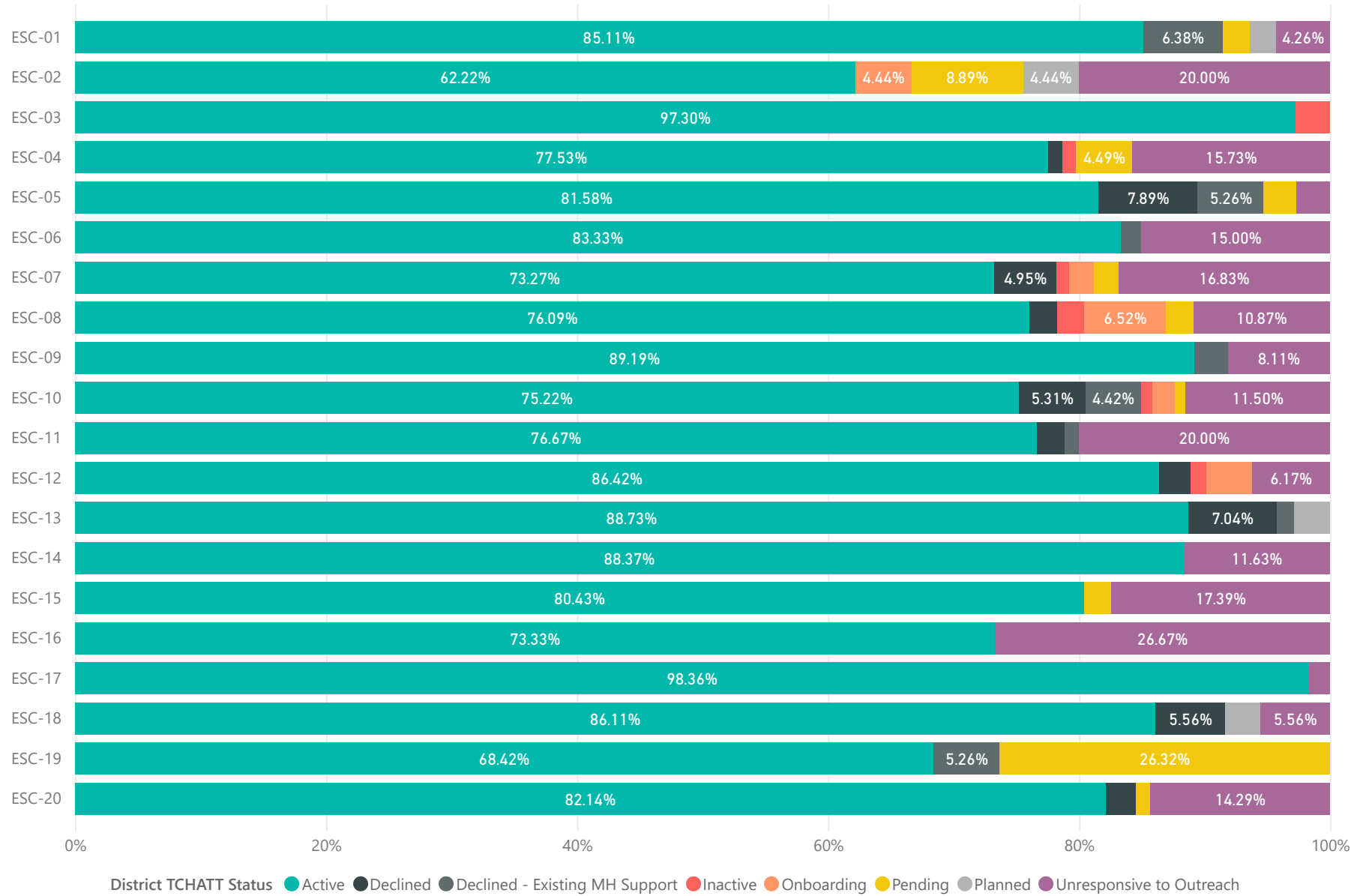
Onboarding Schools with
Planned Implementation Date
309

Planned Implementation Dates for Schools with Onboarding Status as of 5/31/2026



NOTE: Not all schools with an Onboarding Status have a Planned Implementation Date. The HRI may be awaiting school or district direction to initiate this onboarding or the HRI may have paused the scheduling of the onboarding pending recruitment of additional staff at the HRI. Only public/charter schools with an implementation date are shown above.

TCHATT MOU Status for School Districts by ESC Region as of 5/31/2026



Active Districts
975

Declined Districts
29

Inactive Districts
6

Declined - Existing MH Support Districts
15

Unresponsive Districts
140

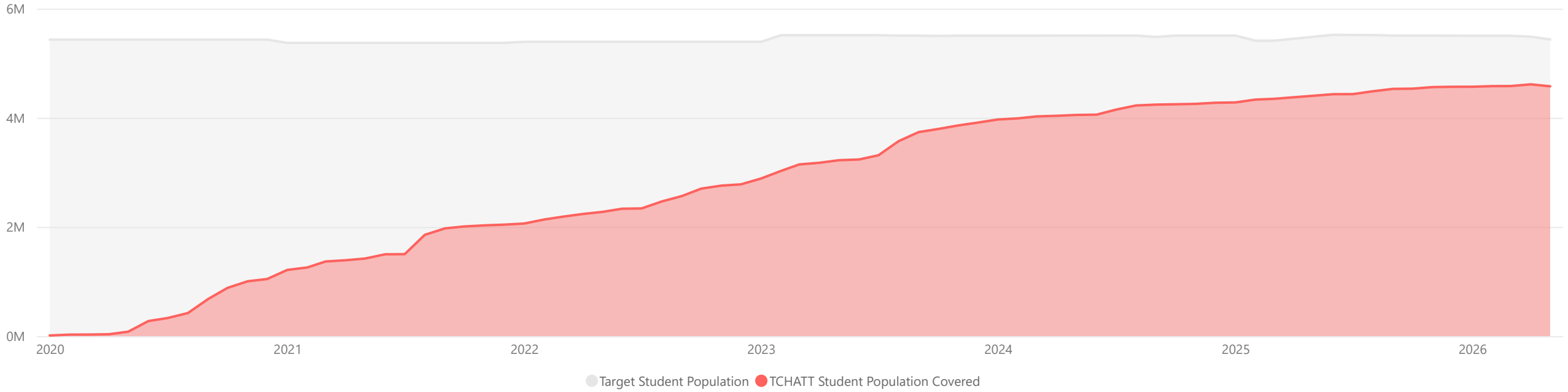
Planned Districts
6

Pending Districts
21

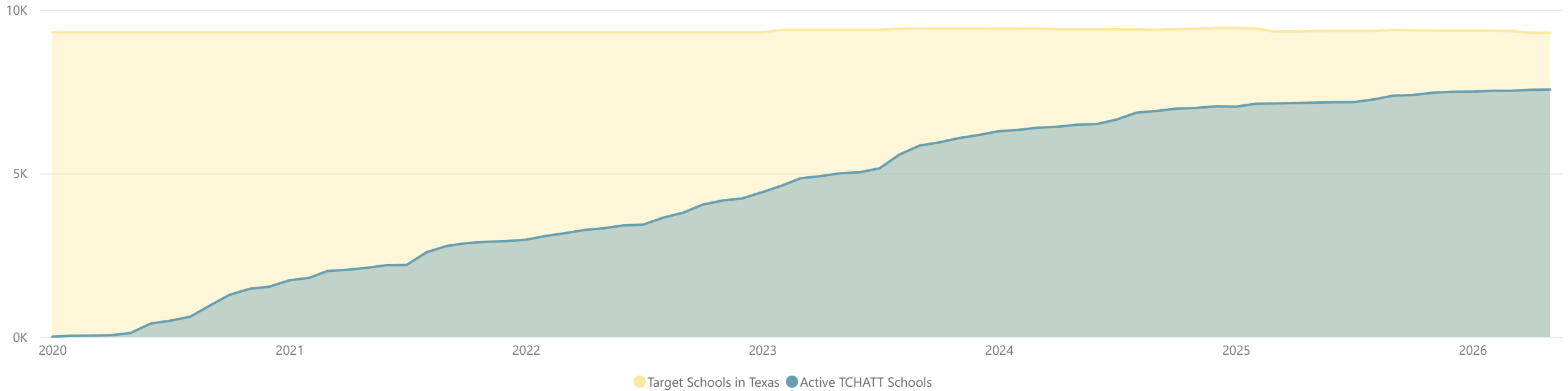
Onboarding Districts
12

Note: In the above graphic, if a district has at least one campus within its district with an Active TCHATT program, that district has been counted as Active. This page includes only public/charter district data.

Growth of Student Population Covered by TCHATT Over Time



Growth of Schools Covered by TCHATT Over Time



Reasons Provided for Districts with One or More Campuses Declining TCHATT Services

(as of 5/31/2026)

ETHICAL CONCERN

Trinity Basin Preparatory
West Rusk County Consolidated ISD

HAS EXISTING MENTAL HEALTH PROVIDERS

Academy for Academic Excellence
Allen ISD
Brillante Academy
Carrollton-Farmers Branch ISD
Cedar Hill ISD
Community ISD
Coppell ISD
Dallas ISD
DeSoto ISD
Duncanville ISD
East Chambers ISD
Grand Prairie ISD
Grapeland ISD
Houston ISD
Kaufman ISD
Ki Charter
Lancaster ISD
Lasara ISD
Lewisville ISD
Lingleville ISD
Little Elm ISD
McKinney ISD
Melissa ISD
Nederland ISD
Perrin-Whitt CISD
Pharr-San Juan-Alamo ISD
Princeton ISD
Prosper ISD
Sherman ISD
Sunnyvale ISD
Texas A&M International University ISD
Texas Academy of Leadership in the Humanities
Wylie ISD
Ysleta ISD

LACK OF STAFF OR SPACE RESOURCES

Nova Academy
Nova Academy Southeast
Presidio ISD
Terlingua CSD
Texarkana ISD

SCHOOL BOARD OR ADMINISTRATION DECLINED

Crockett ISD
Diboll ISD
Eagle Pass ISD
Galveston ISD
Garland ISD
Gatesville ISD
Grand Prairie ISD
Granger ISD
Jefferson ISD
Kemp ISD
Lindale ISD
Marshall ISD
Mount Pleasant ISD
Muenster ISD
Plano ISD
Premier High Schools
Princeton ISD
Spring Hill ISD
Texas College Preparatory Academies

UNKNOWN/DID NOT PROVIDE REASON

Bonham ISD
Central Heights ISD
Denton ISD
Inspire Academies
Jefferson ISD
Lorena ISD
Lovejoy ISD
Tatum ISD
UME Preparatory Academy
Woden ISD

WILL RECONSIDER AT A LATER DATE

Bullard ISD
Granger ISD
Kilgore ISD
Lindale ISD
Marshall ISD
Mount Pleasant ISD
Princeton ISD
Sulphur Springs ISD
Tekoa Academy of Accelerated Studies
STEM School
Trinidad ISD
Troup ISD
Two Dimensions Preparatory Academy
Tyler ISD

ONLY WANTS SERVICES IF EXTERNAL TO SCHOOL

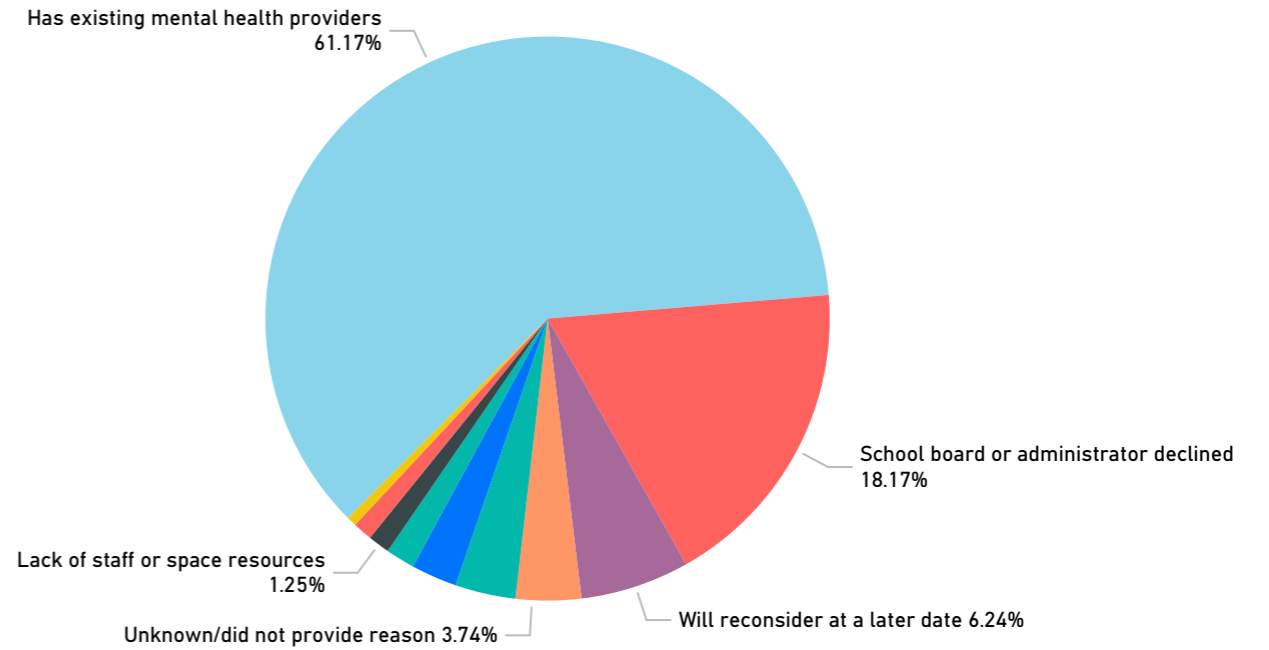
Premier High Schools
Texas College Preparatory Academies

DECLINED DUE TO UNRESPONSIVENESS*

BASIS Texas
Ki Charter
Luling ISD
Texas Empowerment Academy
Valere Public Schools
Valor Education

INADEQUATE HOURS FOR SERVICES

Great Hearts Texas
Imagine International Academy of
North Texas
Silsbee ISD



Impact of ISD Decline - Count of Schools by ESC Region



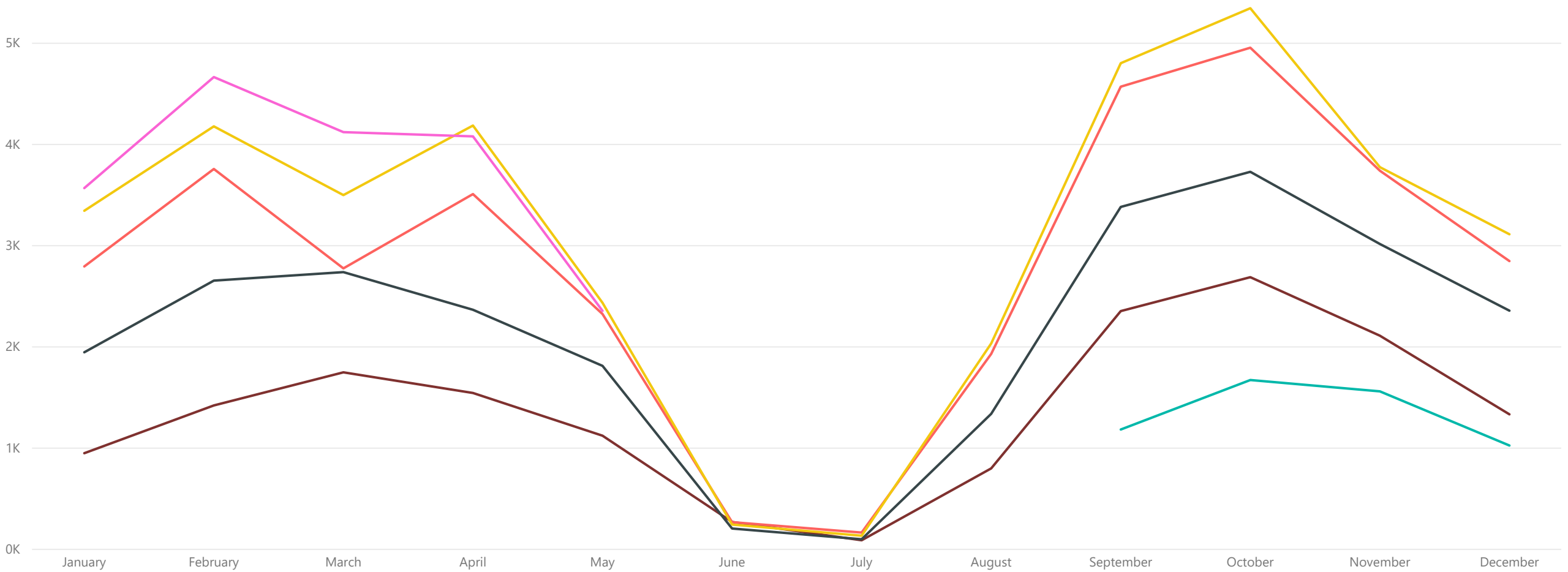
*Unresponsive districts are changed to Declined due to unresponsiveness when 60 days have passed after the last outreach attempt and the HRI has not reached the district.

*Districts can decline every campus within the district or select campuses within the district. This list includes districts with at least one campus that declined, and these districts may also have campuses that are active in TCHATT.

Data is preliminary and subject to change

Referrals by Month, September 2021 to May 2026

Year ● 2021 ● 2022 ● 2023 ● 2024 ● 2025 ● 2026



Total Referrals

138,394

Enrolled

87,322

Open Referrals

698

No Response

33,068

Declined

13,652

Other

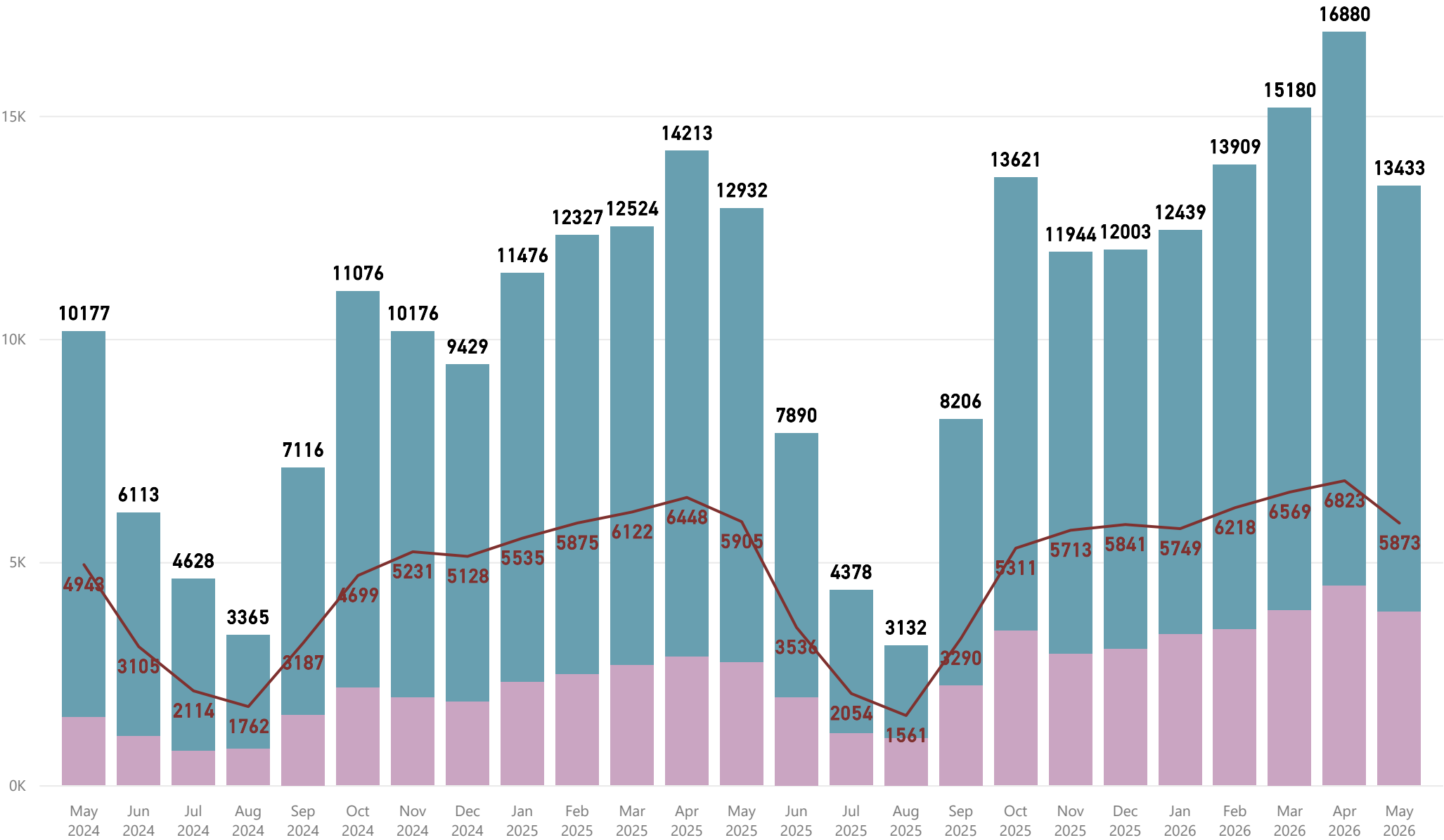
1,713

Enrolled and Archived

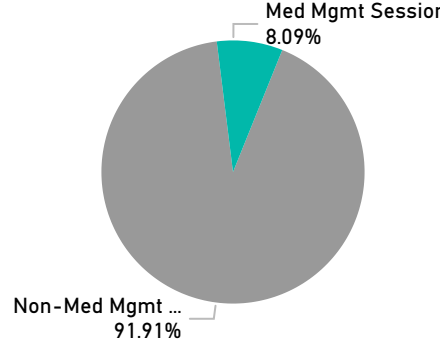
80,236

Students Served by Month and Corresponding Session Count, 5/1/2024 to 5/31/2026

Care Coordination Sessions Therapeutic Sessions Students Served



Total Sessions with Med Management



Total Session Count

423,596

Total Unique Students Served

74,035

Total Students Receiving Med Mgmt

7,060

Data is preliminary and subject to change. Increases in previously reported months are normal as the timing between sessions and data entry varies. Due to a change in data source, comparisons in this data should not be made with reports prior to March 2024. Care Coordination sessions began being tracked in February 2023.