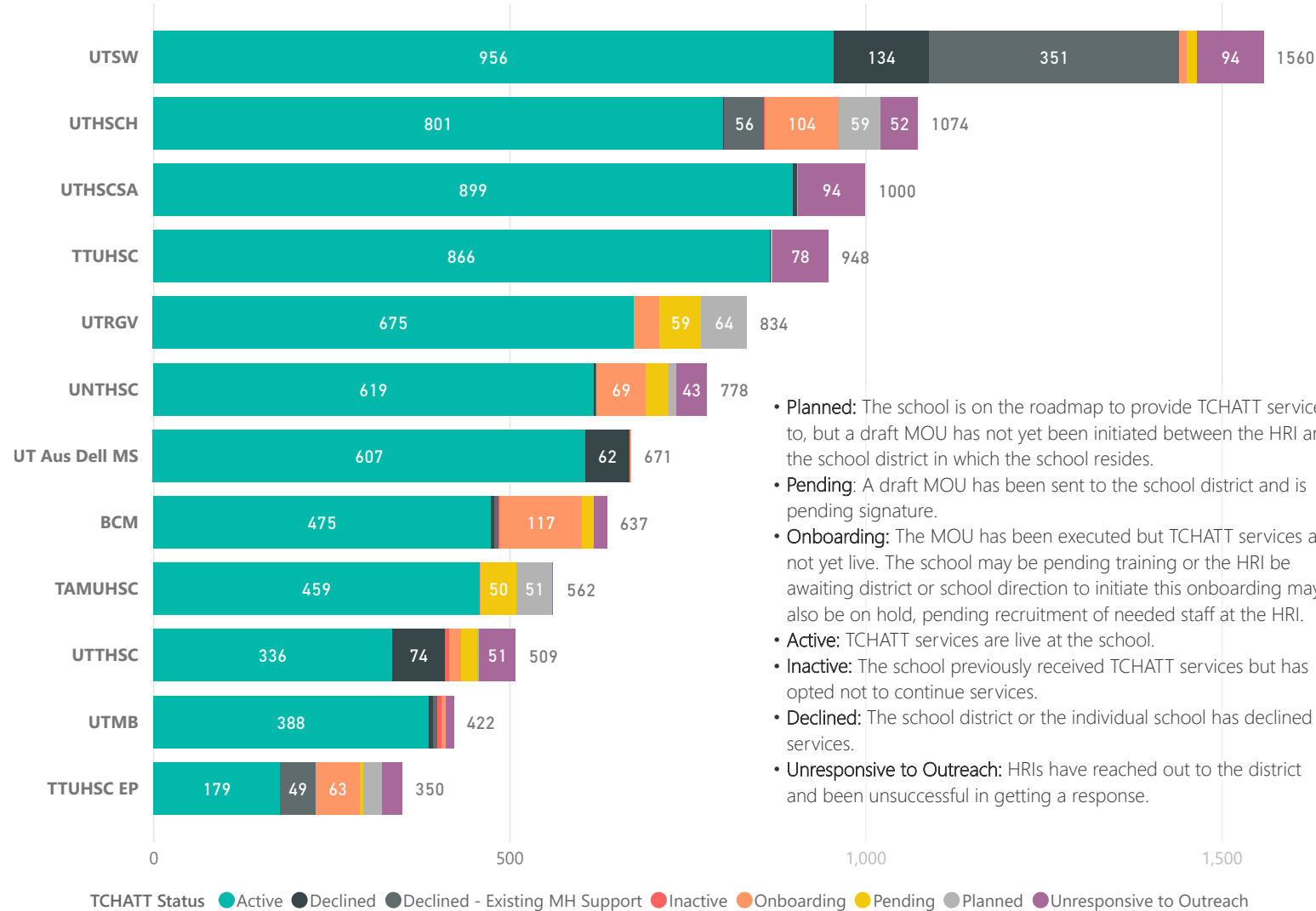




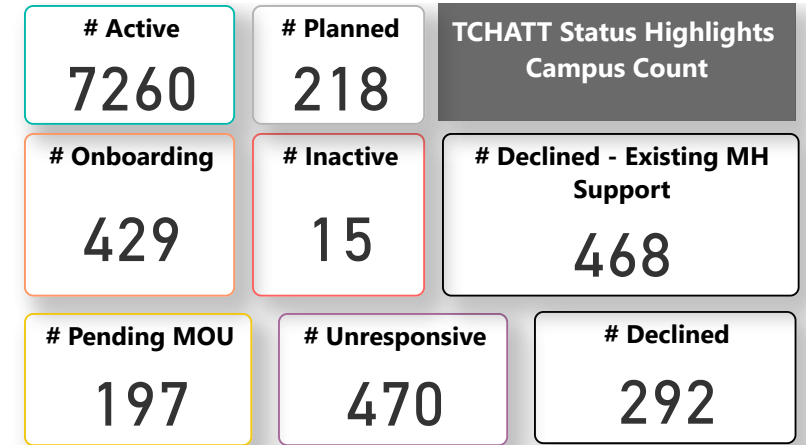
# Texas Child Mental Health Care Consortium

## TCHATT Rollout Status

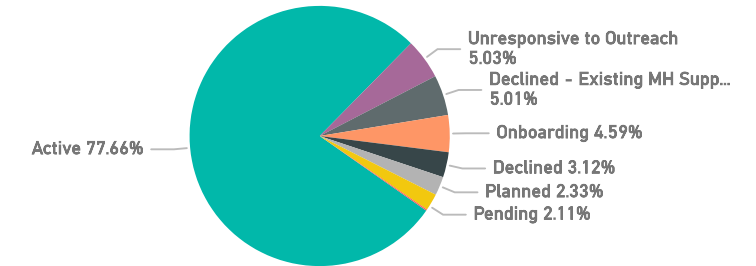
### TCHATT Status for Campuses Grouped by Assigned Health Related Institution as of 8/31/2025



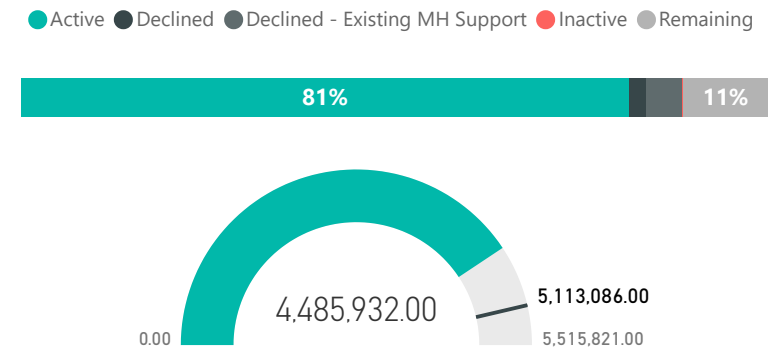
This page includes only public/charter campus data



### TCHATT Rollout Status for State



### Student Population Covered



Target value = census for all schools less census of schools that have declined or are inactive



# Texas Child Mental Health Care Consortium

## TCHAT Rollout Status

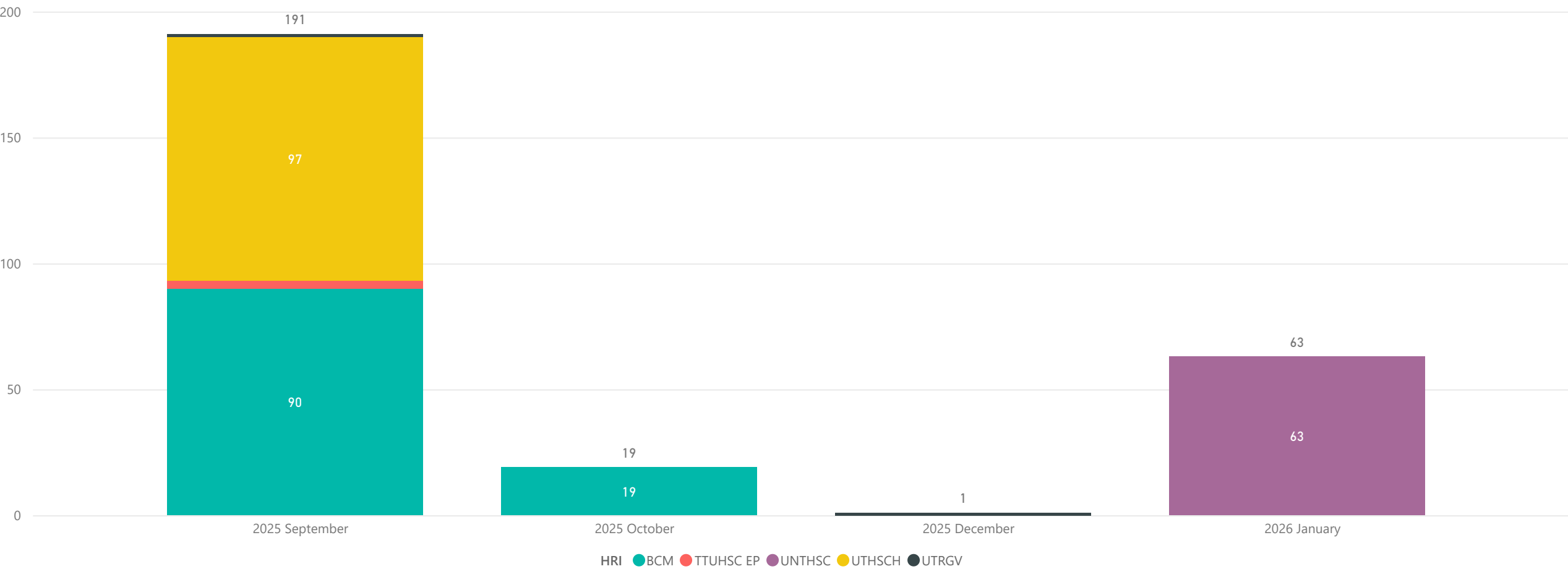
# Schools with Onboarding Status

429

# Onboarding Schools with  
Planned Implementation Date

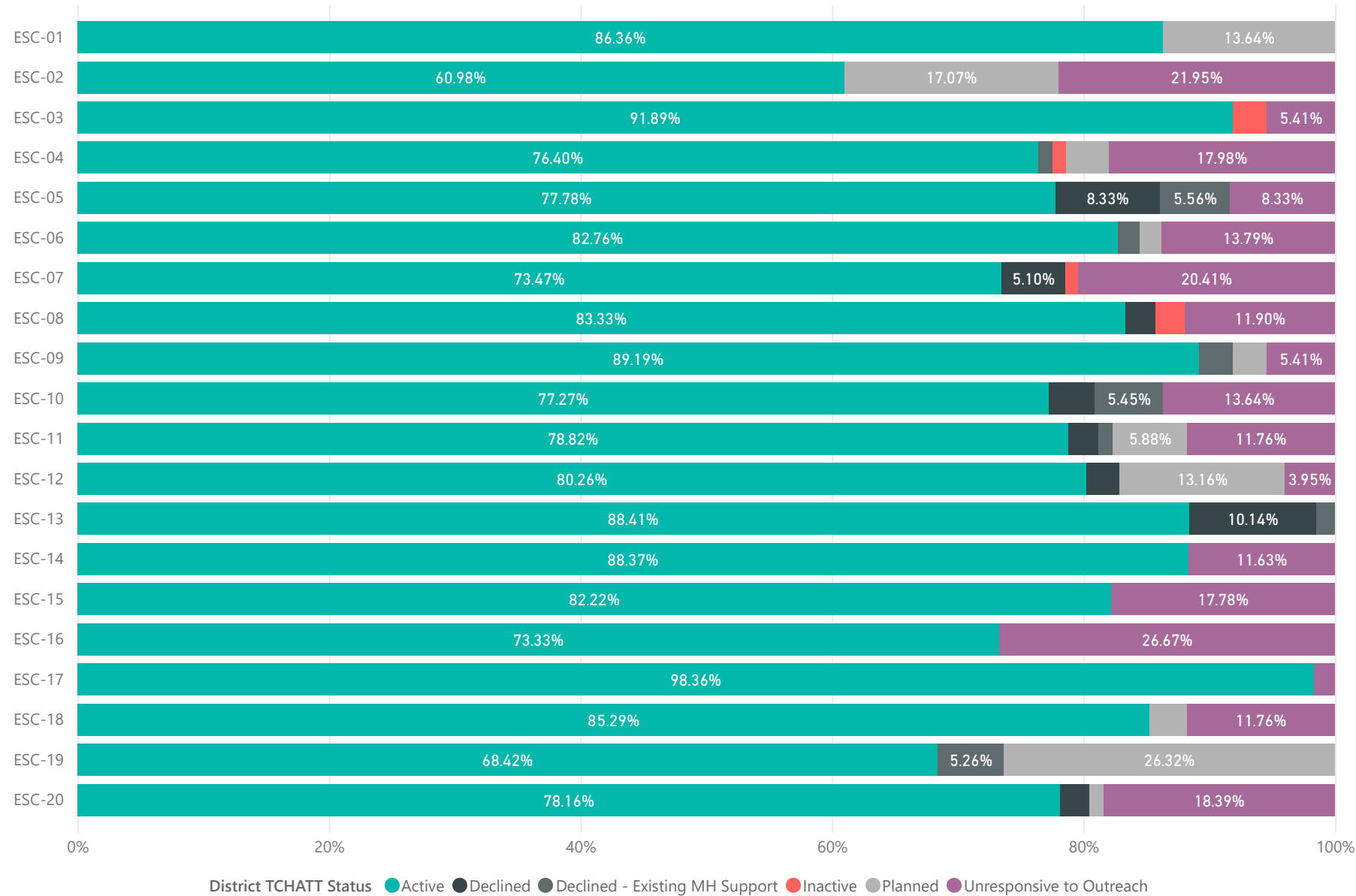
390

Planned Implementation Dates for Schools with Onboarding Status as of 8/31/2025



**NOTE:** Not all schools with an Onboarding Status have a Planned Implementation Date. The HRI may be awaiting school or district direction to initiate this onboarding or the HRI may have paused the scheduling of the onboarding pending recruitment of additional staff at the HRI. Only public/charter schools with an implementation date are shown above.

## TCHATT MOU Status for School Districts by ESC Region as of 8/31/2025



# Active Districts

944

# Declined Districts

26

# Inactive Districts

4

# Declined - Existing  
MH Support Districts

14

# Unresponsive  
Districts

143

# Planned Districts

40

# Pending Districts

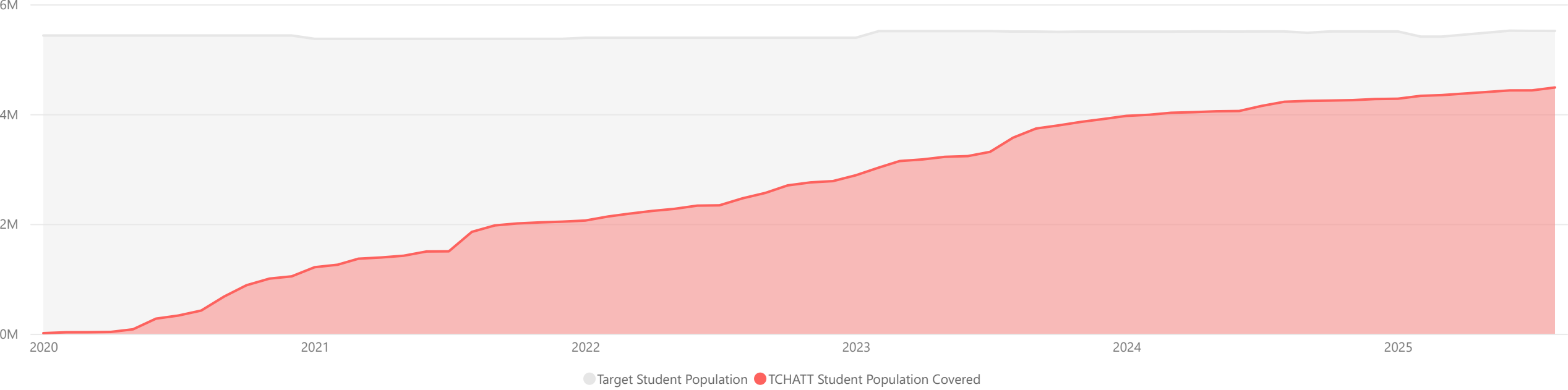
28

# Onboarding  
Districts

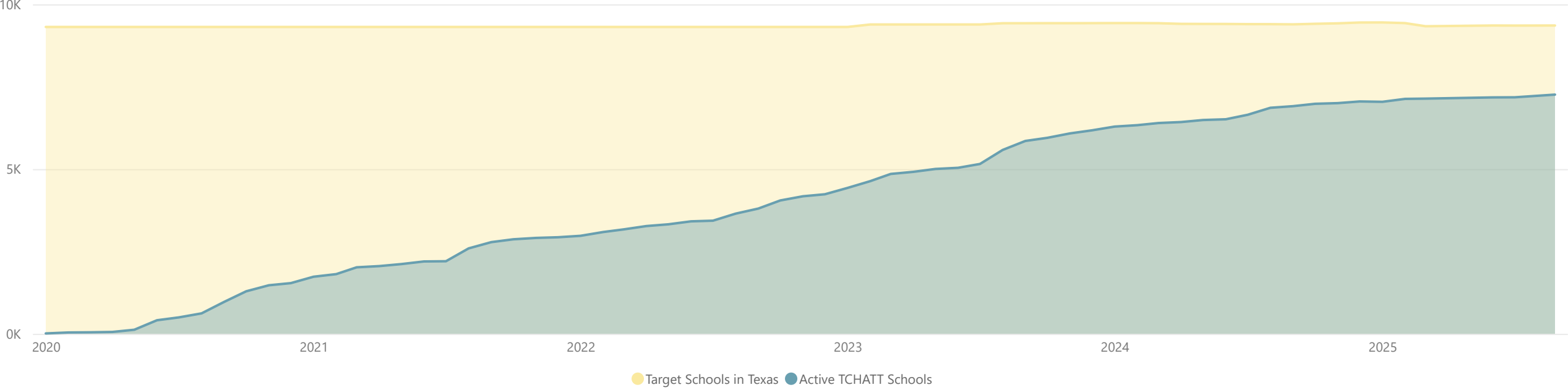
8

**Note:** In the above graphic, if a district has at least one campus within its district with an Active TCHATT program, that district has been counted as Active. Planned status also includes districts that are Pending or in an Onboarding status. This page includes only public/charter district data.

**Growth of Student Population Covered by TCHATT Over Time**



**Growth of Schools Covered by TCHATT Over Time**



# Reasons Provided by Districts for Declining TCHATT Services

(as of 8/31/2025)

## ETHICAL CONCERN

West Rusk County Consolidated ISD

## HAS EXISTING MENTAL HEALTH PROVIDERS

Academy for Academic Excellence  
Academy of Accelerated Learning Inc  
Allen ISD  
Anna ISD  
Carrollton-Farmers Branch ISD  
Cedar Hill ISD  
Commerce ISD  
Community ISD  
Coppell ISD  
Dallas ISD  
DeSoto ISD  
Duncanville ISD  
East Chambers ISD  
Grand Prairie ISD  
Grapeland ISD  
Houston ISD  
Kaufman ISD  
Ki Charter  
Lancaster ISD  
Lewisville ISD  
Lingleville ISD  
Little Elm ISD  
McKinney ISD  
Melissa ISD  
Perrin-Whitt CISD  
Princeton ISD  
Prosper ISD  
Sherman ISD  
Sunnyvale ISD  
Texas Academy of Leadership in the Humanities  
Wylie ISD  
Ysleta ISD

## LACK OF STAFF OR SPACE RESOURCES

Sabine Pass ISD  
Texarkana ISD  
Texas College Preparatory Academies

## SCHOOL BOARD OR ADMINISTRATION DECLINED

Crockett ISD  
Diboll ISD  
Garland ISD  
Gatesville ISD  
Grand Prairie ISD  
Granger ISD  
Kemp ISD  
Lindale ISD  
Marshall ISD  
Mount Pleasant ISD  
Muenster ISD  
Plano ISD  
Premier High Schools  
Princeton ISD  
Spring Hill ISD  
Texas College Preparatory Academies

## UNKNOWN/DID NOT PROVIDE REASON

Bonham ISD  
Denton ISD  
Florence ISD  
Jefferson ISD  
Lago Vista ISD  
Liberty Hill ISD  
Lovejoy ISD  
McDade ISD  
Tatum ISD  
Texas College Preparatory Academies  
Thrall ISD  
UME Preparatory Academy  
Uplift Education  
Woden ISD

## WILL RECONSIDER AT A LATER DATE

Bullard ISD  
Granger ISD  
Kilgore ISD  
Lindale ISD  
Marshall ISD  
Mount Pleasant ISD  
Richland Collegiate High School  
Sulphur Springs ISD  
Tekoa Academy of Accelerated Studies  
STEM School  
Troup ISD  
Tyler ISD

## ONLY WANTS SERVICES IF EXTERNAL TO SCHOOL

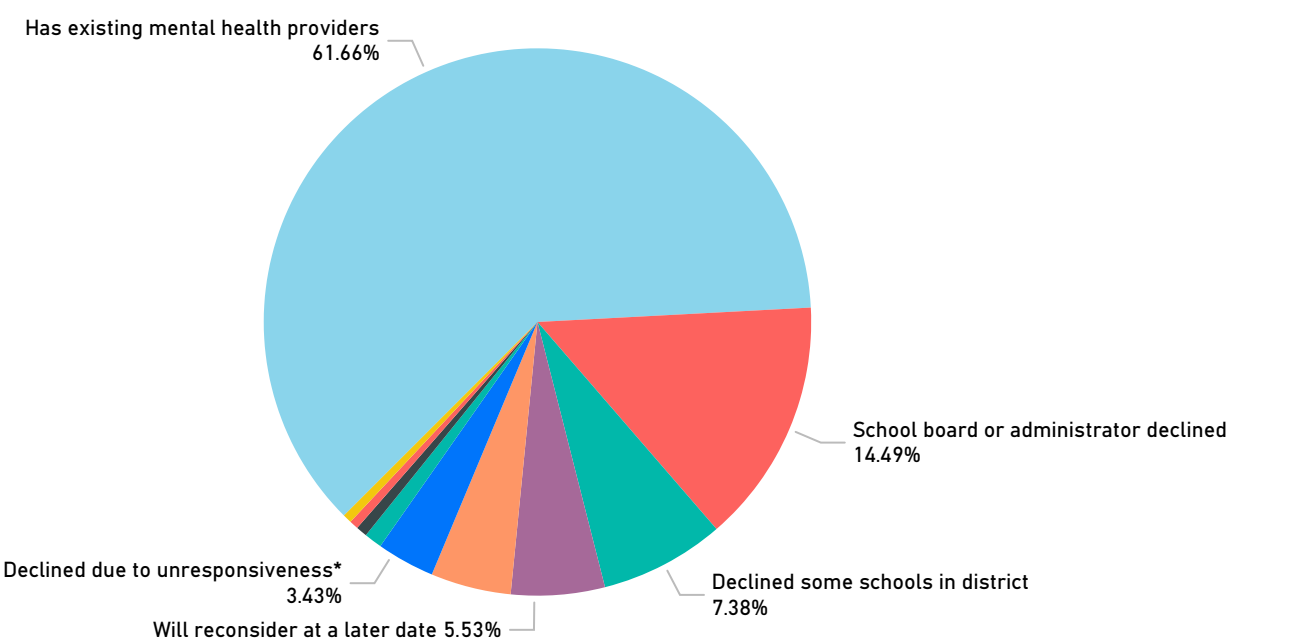
Premier High Schools  
Texas College Preparatory Academies

## DECLINED DUE TO UNRESPONSIVENESS\*

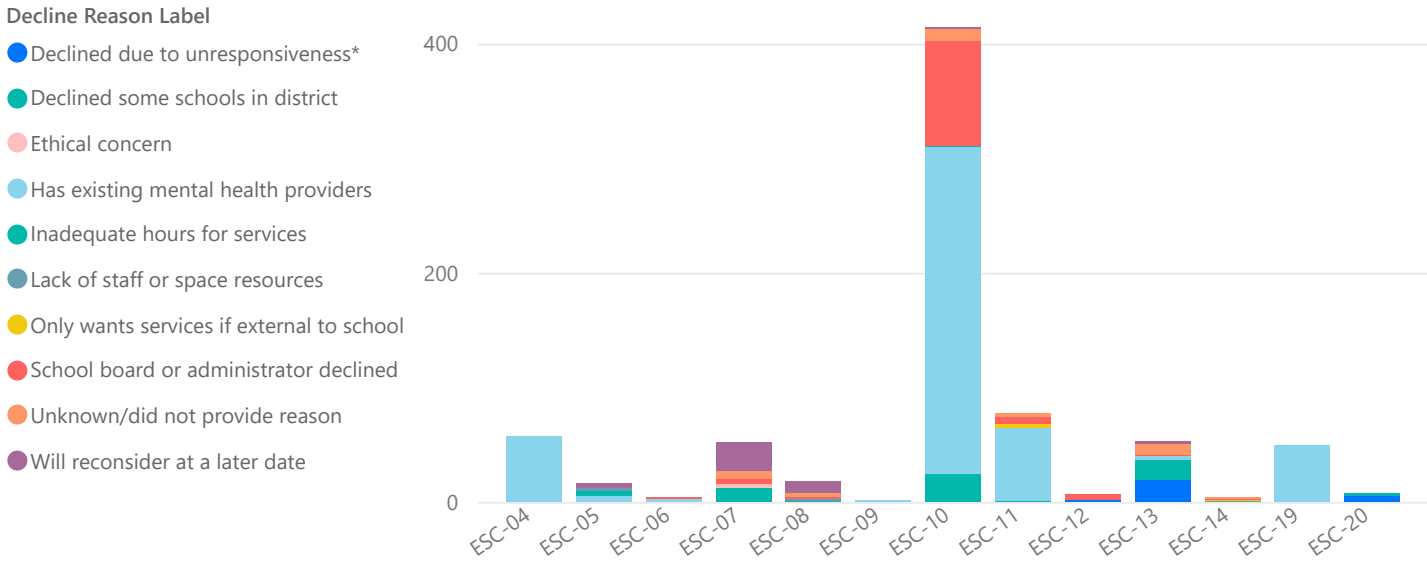
Basis San Antonio  
Evant ISD  
Ki Charter  
Lago Vista ISD  
Luling ISD  
Texas Empowerment Academy  
Texas Preparatory School  
Valere Public Schools  
Valor Education

## INADEQUATE HOURS FOR SERVICES

Great Hearts Texas  
Imagine International Academy of North Texas  
Silsbee ISD



Impact of ISD Decline - Count of Schools by ESC Region

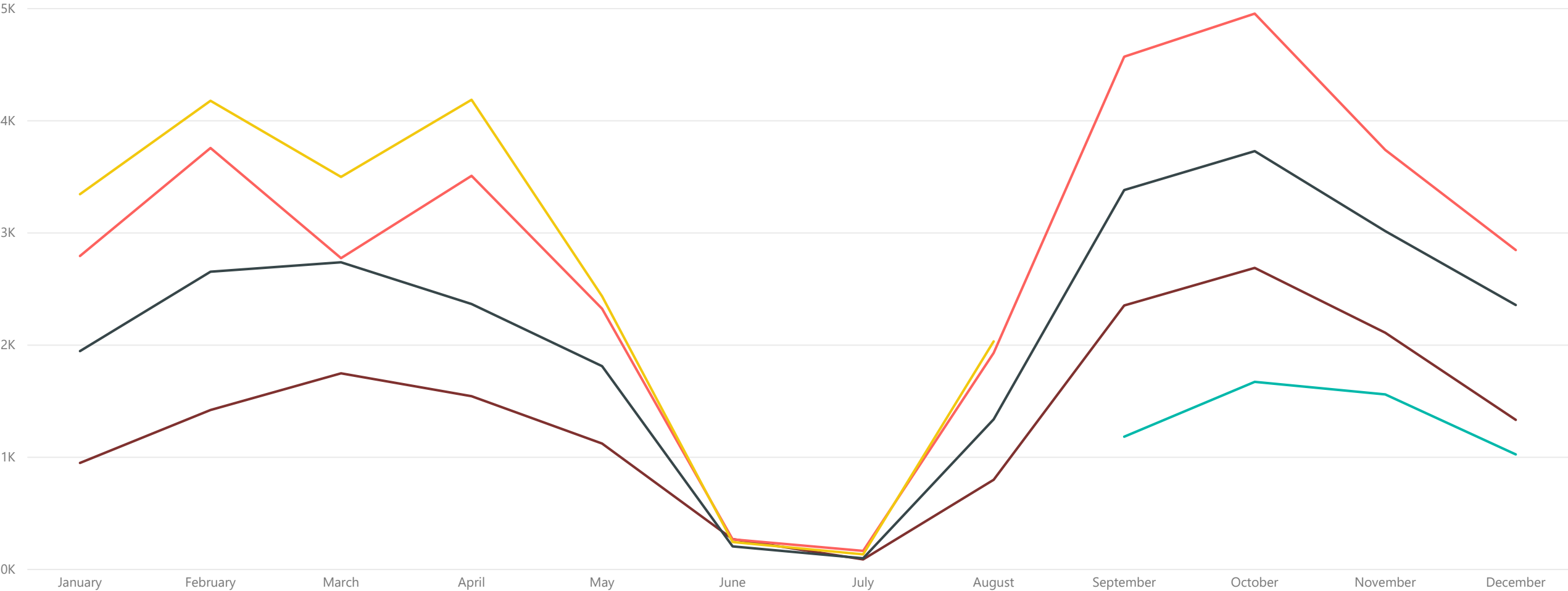


\*Unresponsive districts are changed to Declined due to unresponsiveness when 60 days have passed after the last outreach attempt and the HRI has not reached the district.

Data is preliminary and subject to change

Referrals by Month, September 2021 to August 2025

Year 2021 2022 2023 2024 2025



Total Referrals

102,620

Enrolled

64,975

Open Referrals

909

No Response

24,283

Declined

9,553

Other

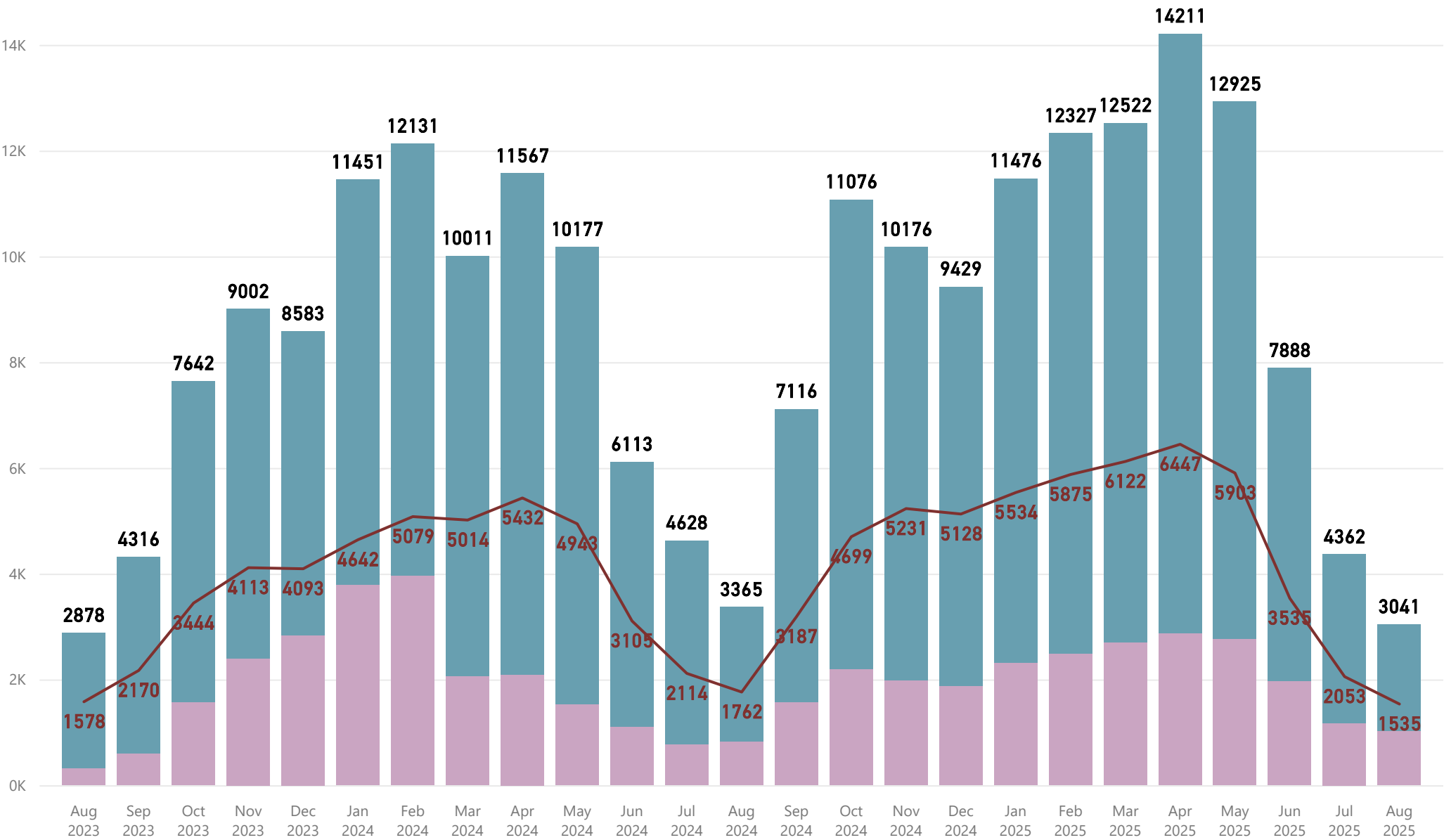
1,713

Enrolled and Archived

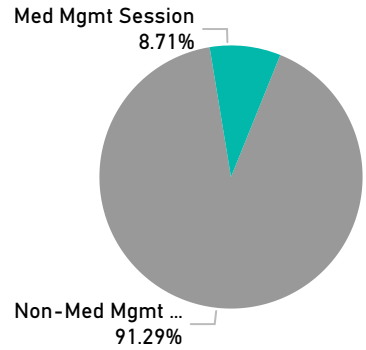
62,185

# Students Served by Month and Corresponding Session Count, 8/1/2023 to 8/31/2025

Care Coordination Sessions   Therapeutic Sessions   Students Served



## Total Sessions with Med Management



## Total Session Count

305,862

## Total Unique Students Served

54,151

## Total Students Receiving Med Mgmt

5,662

Data is preliminary and subject to change. Increases in previously reported months are normal as the timing between sessions and data entry varies. Due to a change in data source, comparisons in this data should not be made with reports prior to March 2024. Care Coordination sessions began being tracked in February 2023.