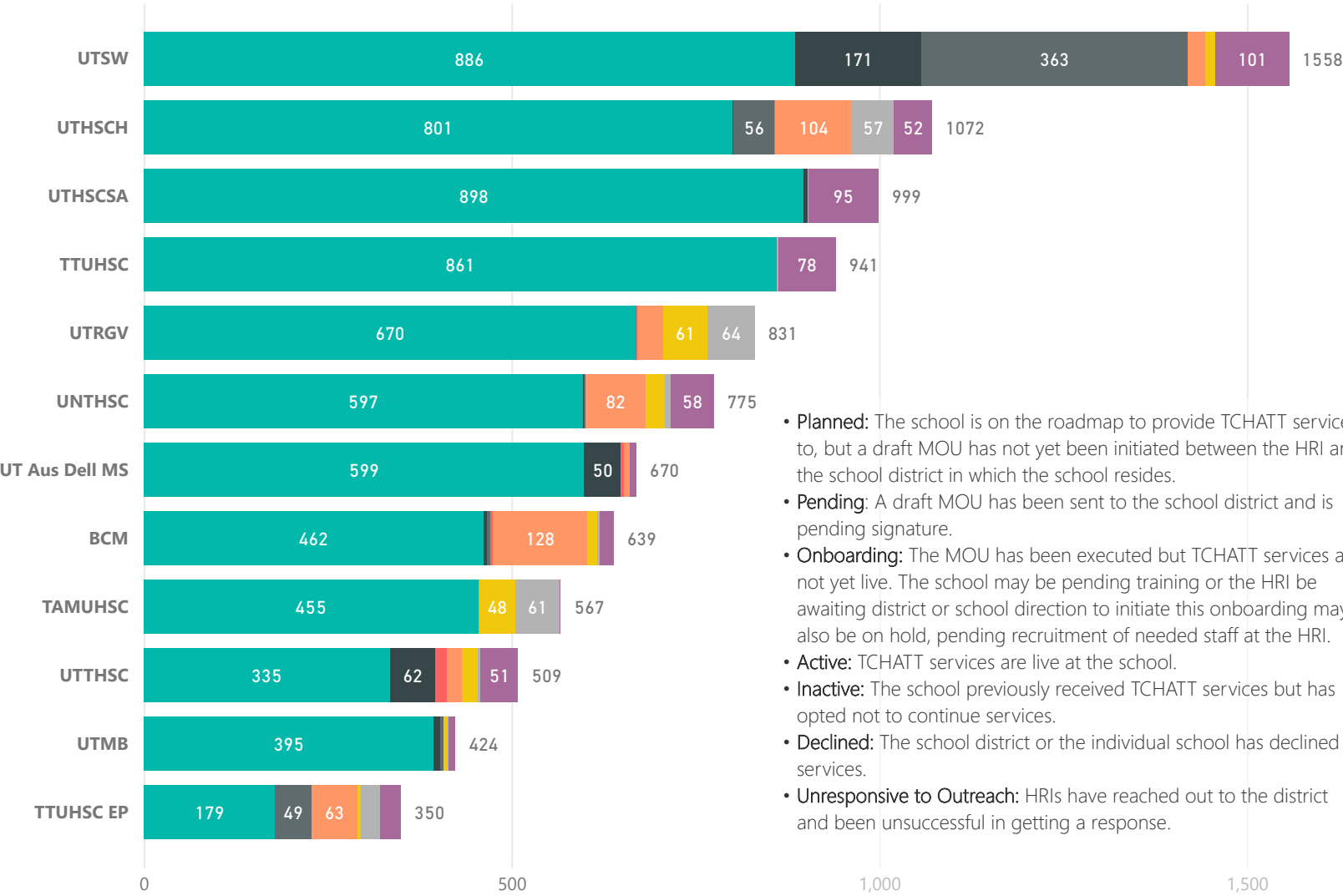




# Texas Child Mental Health Care Consortium

## TCHAT Rollout Status

### TCHAT Status for Campuses Grouped by Assigned Health Related Institution as of 3/31/2025



- **Planned:** The school is on the roadmap to provide TCHAT services to, but a draft MOU has not yet been initiated between the HRI and the school district in which the school resides.
- **Pending:** A draft MOU has been sent to the school district and is pending signature.
- **Onboarding:** The MOU has been executed but TCHAT services are not yet live. The school may be pending training or the HRI be awaiting district or school direction to initiate this onboarding may also be on hold, pending recruitment of needed staff at the HRI.
- **Active:** TCHAT services are live at the school.
- **Inactive:** The school previously received TCHAT services but has opted not to continue services.
- **Declined:** The school district or the individual school has declined services.
- **Unresponsive to Outreach:** HRIs have reached out to the district and been unsuccessful in getting a response.

TCHAT Status ● Active ● Declined ● Declined - Existing MH Support ● Inactive ● Onboarding ● Pending ● Planned ● Unresponsive to Outreach

This page includes only public/charter campus data

# Active

7138

# Planned

228

TCHAT Status Highlights  
Campus Count

# Onboarding

465

# Inactive

26

# Declined - Existing MH  
Support

480

# Pending MOU

194

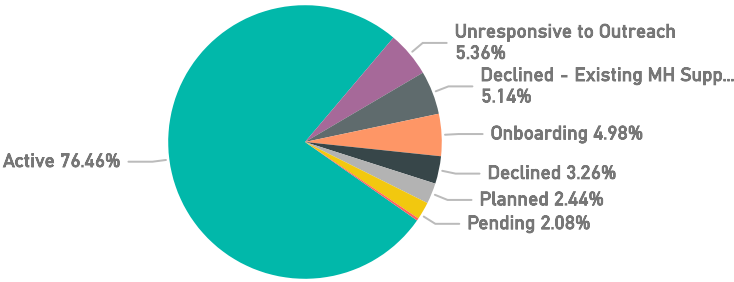
# Unresponsive

500

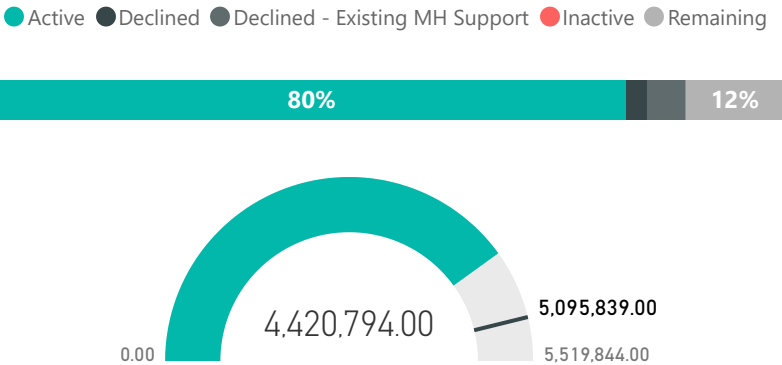
# Declined

304

### TCHAT Rollout Status for State



### Student Population Covered



Target value = census for all schools less census of schools that have declined or are inactive



# Texas Child Mental Health Care Consortium

## TCHAT Rollout Status

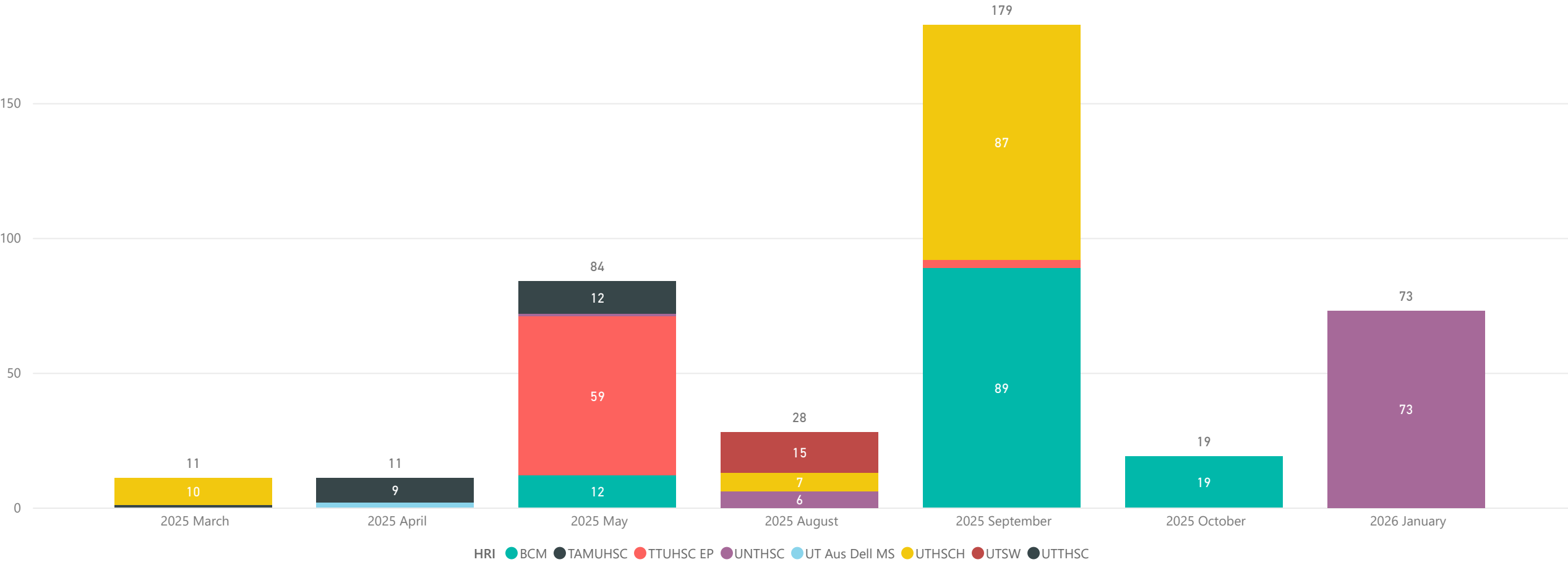
# Schools with Onboarding Status

465

# Onboarding Schools with  
Planned Implementation Date

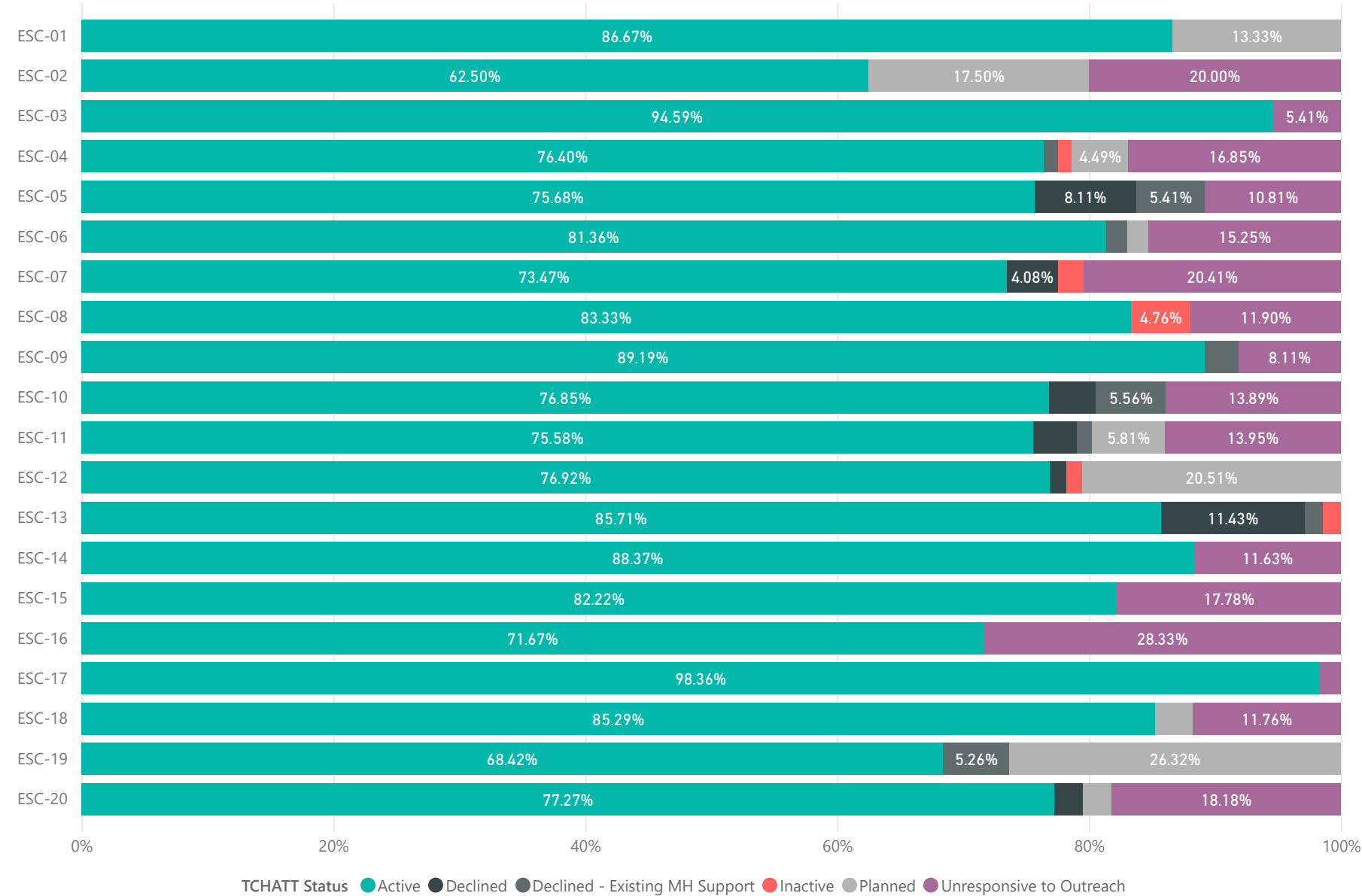
405

Planned Implementation Dates for Schools with Onboarding Status as of 3/31/2025



**NOTE:** Not all schools with an Onboarding Status have a Planned Implementation Date. The HRI may be awaiting school or district direction to initiate this onboarding or the HRI may have paused the scheduling of the onboarding pending recruitment of additional staff at the HRI. Only public/charter schools with an implementation date are shown above.

TCHATT MOU Status for School Districts by ESC Region as of 3/31/2025



# Active Districts

939

# Districts Declined

25

# Districts Inactive

7

# Declined - Existing MH Support

14

# Unresponsive

144

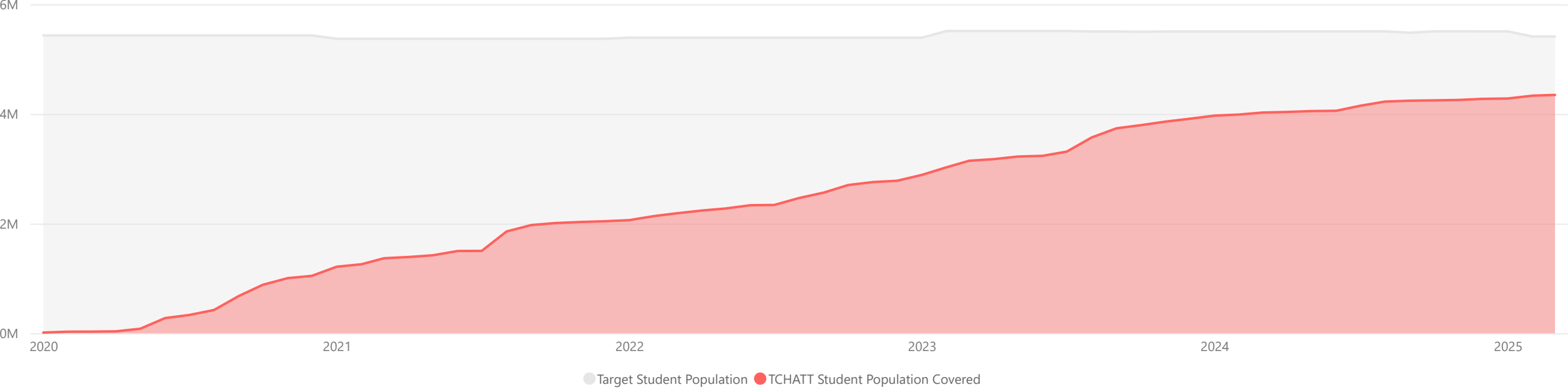
# of Remaining Planned Districts

86

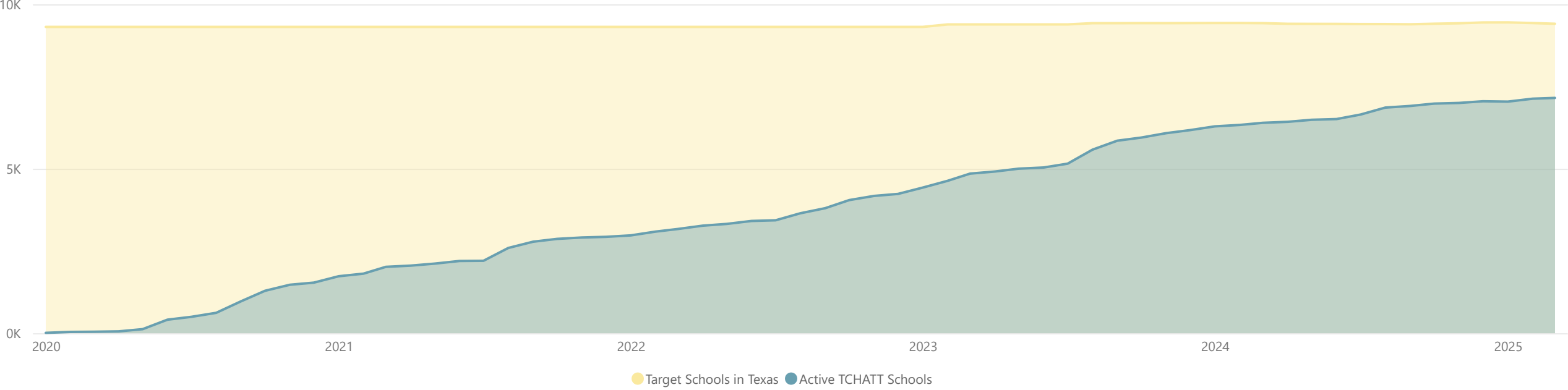
ESC #	Total Number of Active Districts	# of Planned School Districts
ESC-01	39	8
ESC-02	25	12
ESC-03	35	0
ESC-04	68	5
ESC-05	28	3
ESC-06	48	2
ESC-07	72	3
ESC-08	35	4
ESC-09	33	1
ESC-10	83	12
ESC-11	65	14
ESC-12	60	19
ESC-13	60	2
ESC-14	38	0
ESC-15	37	1
ESC-16	43	0
ESC-17	60	0
ESC-18	29	2
ESC-19	13	6
ESC-20	68	2
Total	939	86

**Note:** In the above graphic, if a district has at least one campus within its district with an Active TCHATT program, that district has been counted as Active. Planned status also includes districts that are Pending or in an Onboarding status. This page includes only public/charter district data.

# Growth of Student Population Covered by TCHATT Over Time



# Growth of Schools Covered by TCHATT Over Time



Reasons Provided by Districts for Declining TCHATT Services
(as of 3/31/2025)

ETHICAL CONCERN
West Rusk County Consolidated ISD

HAS EXISTING MENTAL HEALTH PROVIDERS
Academy for Academic Excellence
Academy of Accelerated Learning Inc
Allen ISD
Anna ISD
Carrollton-Farmers Branch ISD
Cedar Hill ISD
Commerce ISD
Community ISD
Coppell ISD
Dallas ISD
DeSoto ISD
Duncanville ISD
East Chambers ISD
Garland ISD
Grand Prairie ISD
Grapeland ISD
Houston ISD
Kaufman ISD
Kemp ISD
Ki Charter
Lancaster ISD
Lingleville ISD
Little Elm ISD
McKinney ISD
Perrin-Whitt CISD
Prosper ISD
Richardson ISD
Sherman ISD
Sunnyvale ISD
Texas Academy of Leadership in the Humanities
Wylie ISD
Ysleta ISD

LACK OF STAFF OR SPACE RESOURCES
Melissa ISD
Sabine Pass ISD
Texarkana ISD
Texas College Preparatory Academies

SCHOOL BOARD OR ADMINISTRATION DECLINED
Crockett ISD
Diboll ISD
Garland ISD
Lewisville ISD
Lindale ISD
Marshall ISD
Mount Pleasant ISD
Muenster ISD
Plano ISD
Premier High Schools
Princeton ISD
Texas College Preparatory Academies

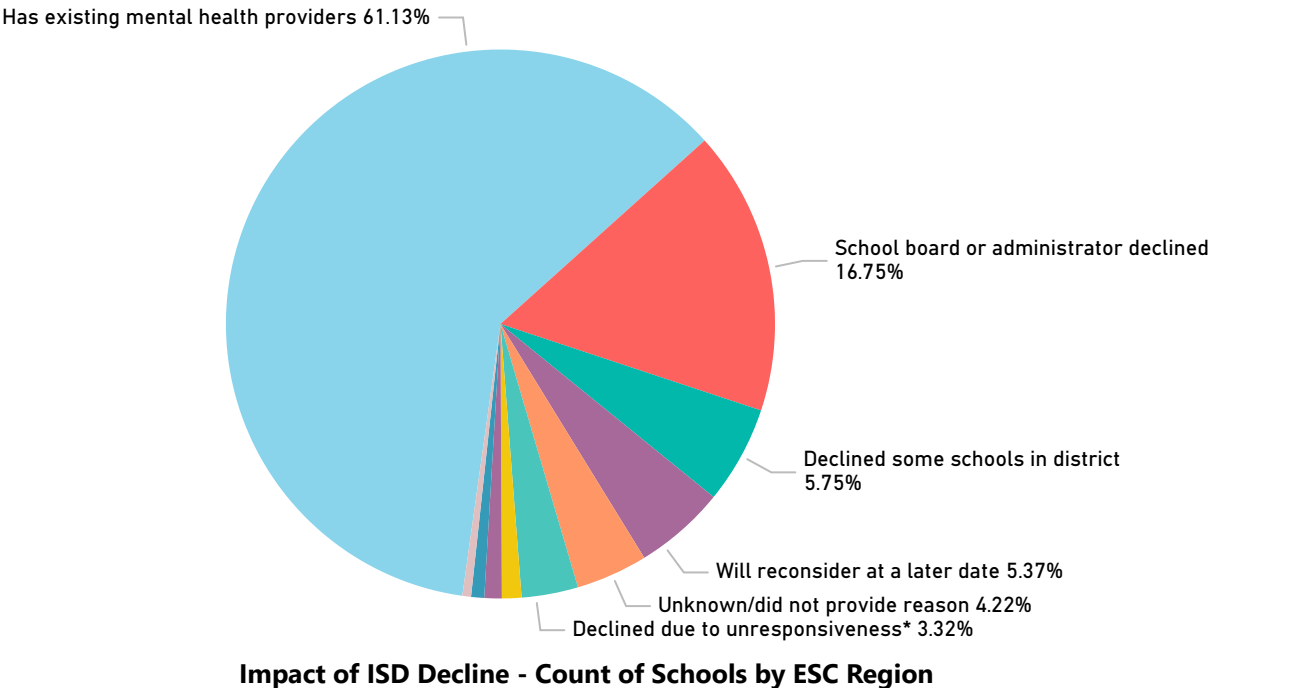
UNKNOWN/DID NOT PROVIDE REASON
Bonham ISD
Denison ISD
Denton ISD
Florence ISD
Lago Vista ISD
Liberty Hill ISD
Lovejoy ISD
McDade ISD
Tatum ISD
Texas College Preparatory Academies
Thrall ISD
UME Preparatory Academy
Uplift Education
Woden ISD

WILL RECONSIDER AT A LATER DATE
Granger ISD
Kilgore ISD
Lindale ISD
Marshall ISD
Mount Pleasant ISD
Richland Collegiate High School
Sulphur Springs ISD
Tekoa Academy of Accelerated Studies
STEM School
Troup ISD
Tyler ISD

ONLY WANTS SERVICES IF EXTERNAL TO SCHOOL
Kemp ISD
Premier High Schools
Texas College Preparatory Academies

DECLINED DUE TO UNRESPONSIVENESS\*
Basis Texas
Chaparral Star Academy
Evant ISD
Ki Charter
Lago Vista ISD
Luling ISD
Texas Empowerment Academy
Texas Preparatory School
Valere Public Schools
Valor Education

INADEQUATE HOURS FOR SERVICES
Great Hearts Texas
Imagine International Academy of
North Texas
Silsbee ISD

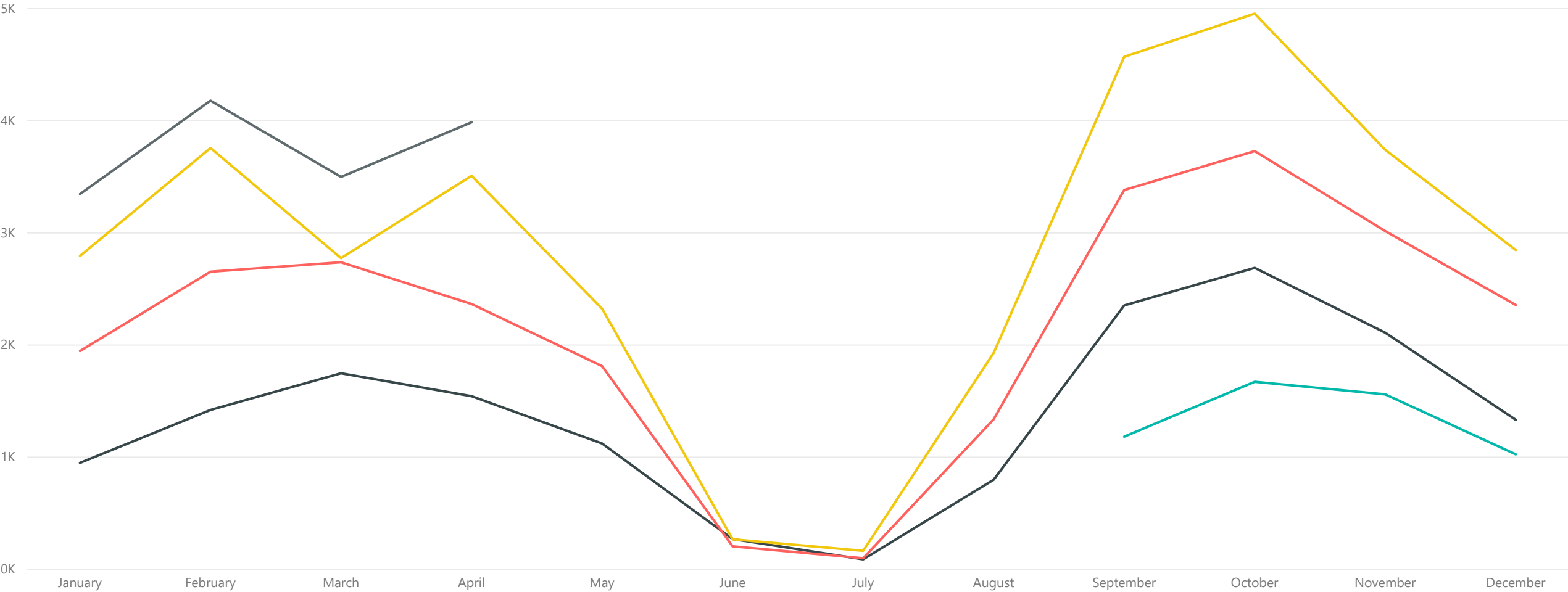


\*Unresponsive districts are changed to Declined due to unresponsiveness when 60 days have passed after the last outreach attempt and the HRI has not reached the district.

Data is preliminary and subject to change

Referrals by Month, September 2021 to April 2025

Year 2021 2022 2023 2024 2025



Total Referrals

97,795

Enrolled

61,843

Open Referrals

1,744

No Response

22,721

Declined

8,749

Other

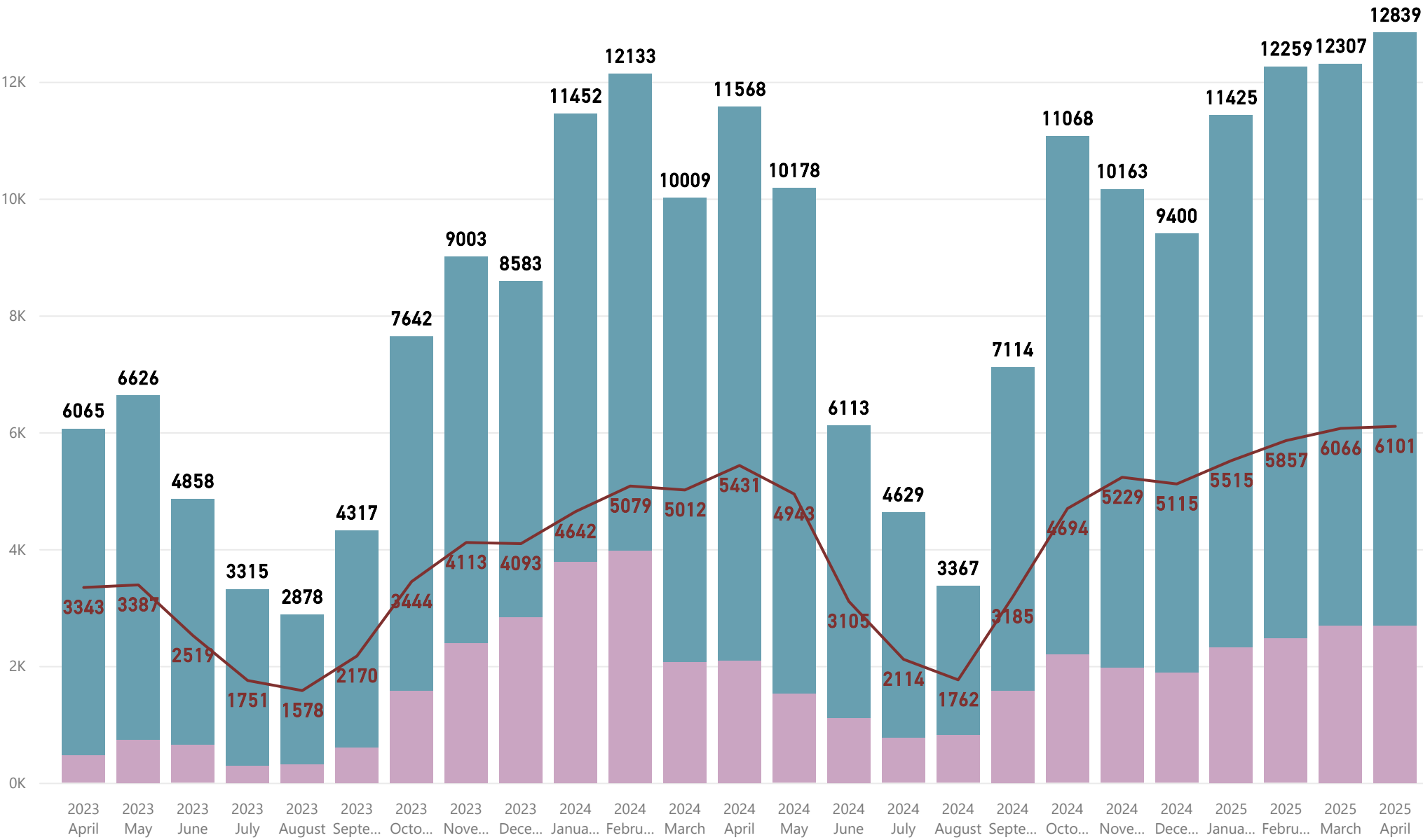
1,713

Enrolled and Archived

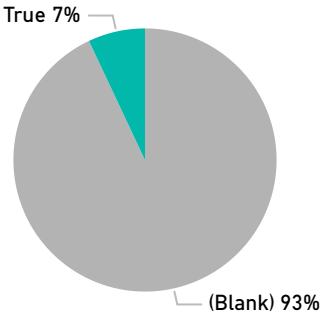
51,920

# Students Served by Month and Corresponding Session Count, 4/1/2023 to 4/30/2025

Care Coordination Sessions   Therapeutic Sessions   Students Served



## Total Sessions with Med Management



## Total Session Count

276,411

## Total Unique Students Served

50,947

## Total Students Receiving Med Mgmt

5,370

Data is preliminary and subject to change. Increases in previously reported months are normal as the timing between sessions and data entry varies. Due to a change in data source, comparisons in this data should not be made with reports prior to March 2024. Care Coordination sessions began being tracked in February 2023.