



tcmhcc
Texas Child Mental
Health Care Consortium

PeriPAN
Perinatal Psychiatry
Access Network

Perinatal Psychiatry Access Network (PeriPAN)

Sarah Mallard Wakefield, MD

Medical Director of PeriPAN

Associate Professor and Chair of Psychiatry

School of Medicine, TTUHSC





tcmhcc
Texas Child Mental
Health Care Consortium

PeriPAN
Perinatal Psychiatry
Access Network

PeriPAN Enrollment

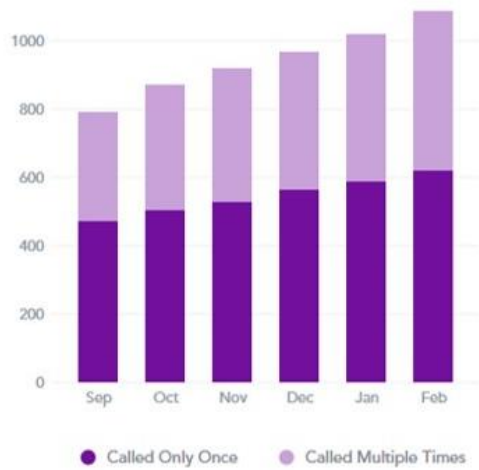
As of February 28, 2025

- 1,099 OB/GYNs
- 262 OB clinics
- 66 Women's or Maternal Health clinics
- 31 Midwifery practices

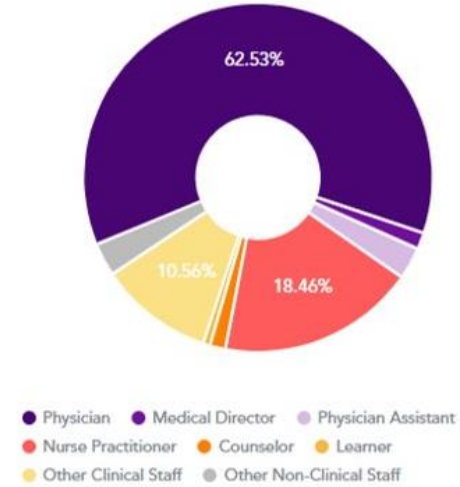


PeriPAN: Consultation Volume & Enrollment (as of February 28, 2025)

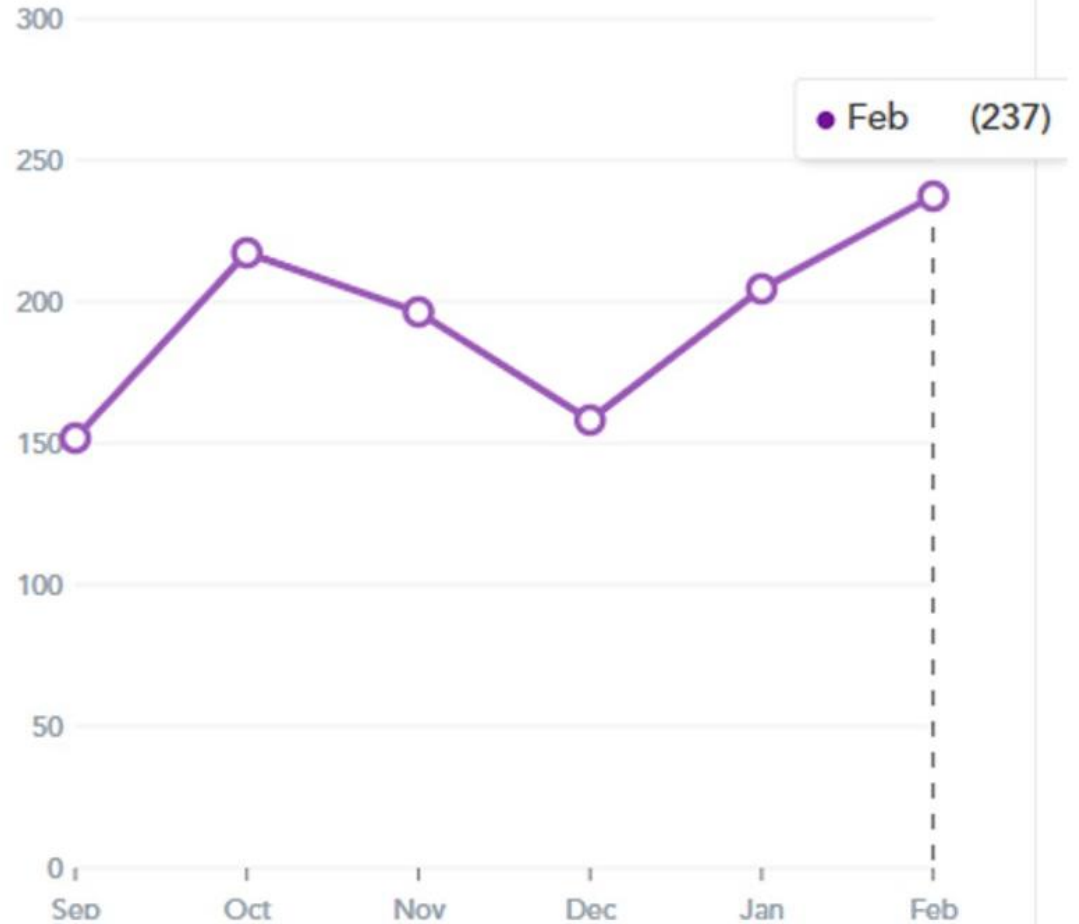
Clinic Staff Engagement



Clinic Staff Roles



Monthly Consult Volume



Purpose of Contact

2638
TOTAL NO. OF CASES

About Specific Patients	89.76% (2368)
Referral Request	69.79% (1841)
Medication-Related	38.59% (1018)
PSY Callback	10.88% (287)
About an Emergency	2.2% (58)

Referrals

1501
CASES WITH REFERRALS

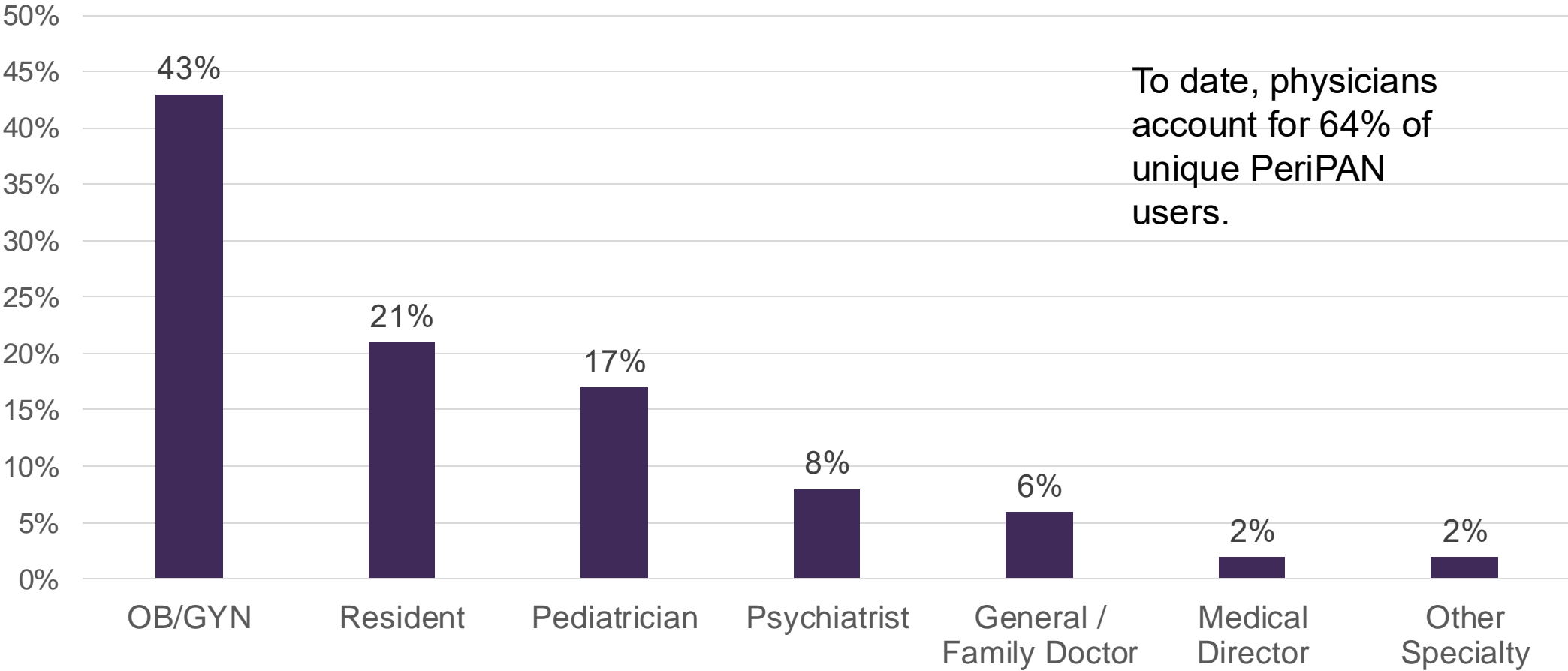
56.9%
OF COMPLETED CASES

Local Therapist	51.9% (1369)
Local Adult Psychiatrist	11.26% (297)
Local Child & Adolescent Psychiatrist	2.08% (55)
Local Community Health Center (ex. LMHA)	1.86% (49)
Higher Level of Care	1.44% (38)
No Further Referrals	43.1% (1137)



Percent of Unique Physician PeriPAN Users by Physician Type

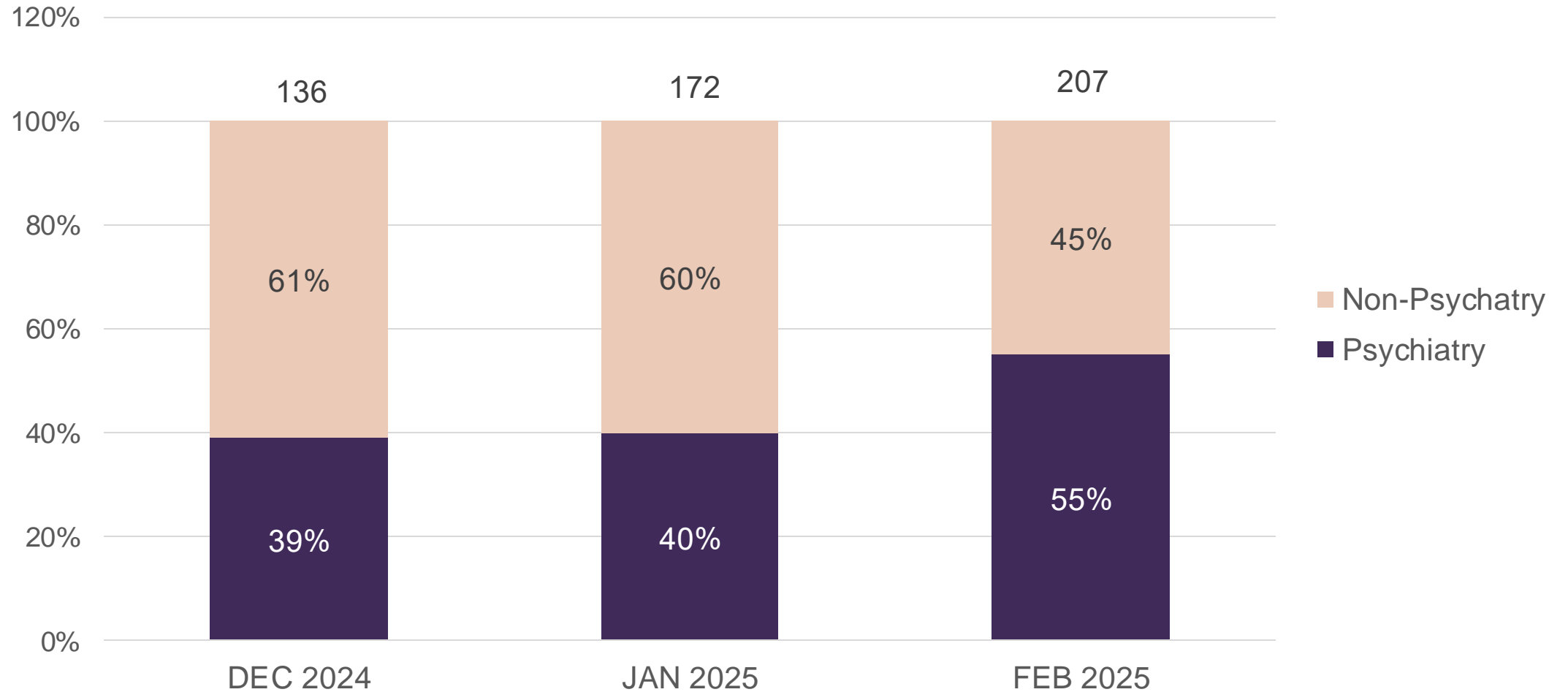
as of February 28, 2025



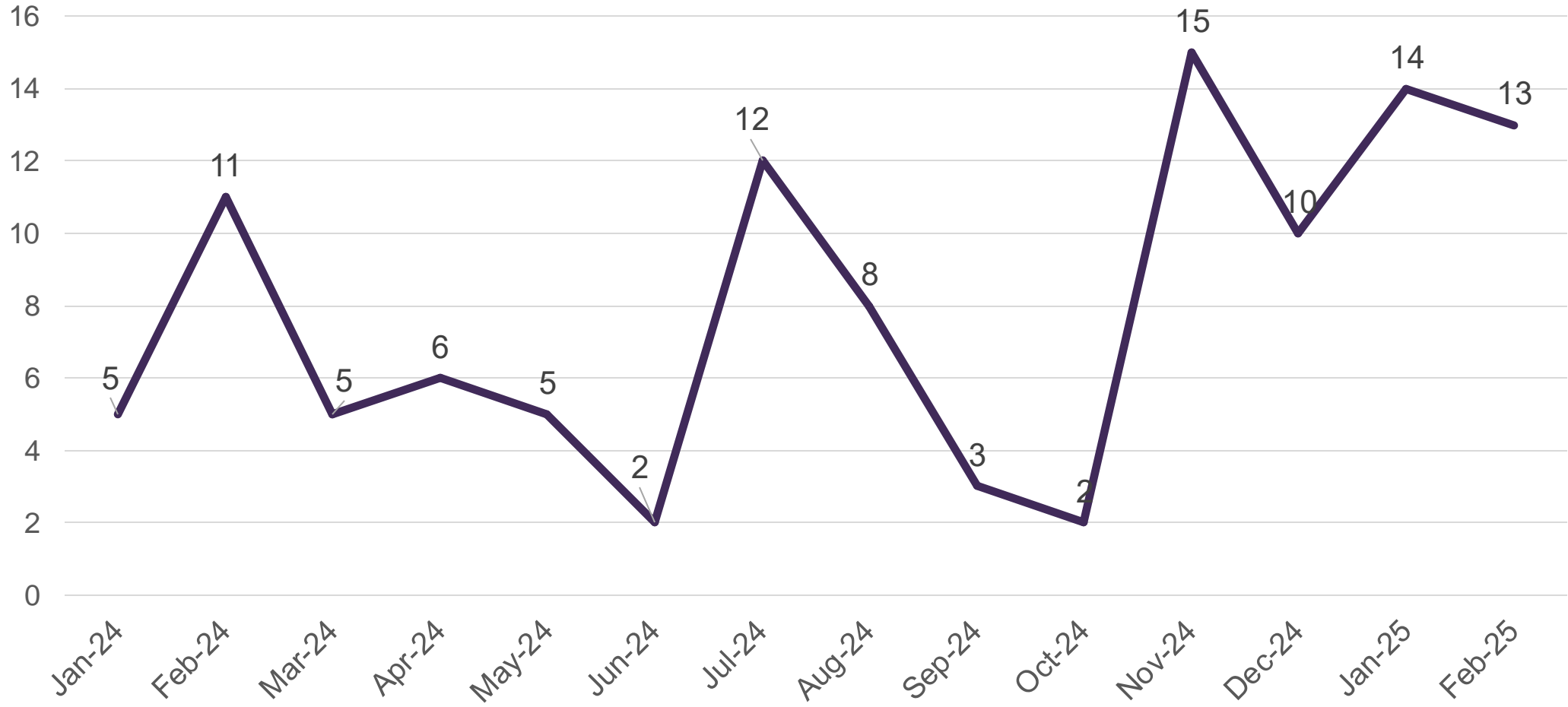
To date, physicians account for 64% of unique PeriPAN users.



PeriPAN Consultations by Type (Psychiatry & Non-Psychiatry), December 2024 - February 2025



PeriPAN Direct Patient Consultations by Month as of February 28, 2025



* this data is preliminary and is subject to change



2025 PeriPAN Webinars (free CMEs)

12-1 p.m. Sign up on our [events page](#)



tcmhcc
Texas Child Mental
Health Care Consortium

PeriPAN
Perinatal Psychiatry
Access Network

Date	Topic
Jan. 21	Physiological Changes in Pregnancy and Postpartum: Implications for Pharmacotherapy
Feb. 18	Eating Disorders and Perinatal Mental Health
Mar. 18	Ethics of Treating Mental Health Conditions in Pregnancy and the Postpartum Period
Apr. 15	Behavioral Strategies and Psychotherapeutic Models of Care for Perinatal Anxiety and Depression
May 20	Maternal Mental Health Conditions and Their Prevalence
Jun. 17	Sleep Disturbances and Hygiene: Impacts on Perinatal Mental Health
Jul. 15	Cultural Considerations in Perinatal Mental Health: Socio-Economic Impact on Access to Care
Aug. 19	Perinatal Grief and Loss
Sept. 16	Assessing Suicide Risk and Implementing Safety Measures in Perinatal Mental Health
Oct. 21	Substance Use and Its Impact on Perinatal and Postpartum Mental Health
Nov. 18	Paternal Mental Health: Impact on Families and Children

Maternal Health ECHO

In collaboration with Be Well Texas and the Perinatal Psychiatry Access Network (PeriPAN), this program is designed to equip perinatal healthcare providers with the necessary training, consultation, and support to enhance care delivery for pregnant and postpartum women experiencing substance use disorder.



Tuesday, April 1
12 p.m. CT



**Free Continuing
Education**



SCAN HERE TO REGISTER

BE WELL, TEXAS™



tcmhcc
Texas Child Mental
Health Care Consortium

CPAN
Child Psychiatry
Access Network

PeriPAN
Perinatal Psychiatry
Access Network



Maternal Health ECHO (free CMEs)

12-1 p.m. [Sign up on our events page](#)

Date	Topic
Apr. 1, 2025	Mental Health, Substance Use & Co-Occurring Physical Health Conditions in Perinatal Populations
May 6, 2025	Effective Brief Interventions for Substance Use and Mental Health Conditions
Jun. 3, 2025	Universal Screening for Behavioral Health Conditions in Pregnant and Post-Partum Women
Jul. 1, 2025	Navigating the Intersection of Sleep, Perinatal Mental Health, and Substance Use: Strategies for Comprehensive Care
Aug. 5, 2025	Care Coordination with Midwives, Doulas and Other Specialty Care Providers
Sep. 2, 2025	Trauma-Informed Care for Women
Oct. 7, 2025	Suicide Prevention Interventions for Women
Nov. 4, 2025	Harm Reduction Approaches and Evidence Based Treatment for Reducing Maternal Mortality Associated with SUD
Dec. 2, 2025	Navigating Tangential Systems (e.g., child welfare, judicial)
Jan. 6, 2026	Evidence-Based Treatments for Common Psychiatric Conditions in Women
Feb. 3, 2026	Managing Co-Occurring Health Conditions in Women with Behavioral Health Conditions
Mar. 3, 2026	Post-Partum Support for Parents



PeriPAN Updates



Pathways to Perinatal Mental Health Equity (Pathways)

- Planning Phase: Complete
- Research Phase: 4/1/25- 3/31/30
 - RCT Phase - implementation of 2 Arms across 32 practices, data collection
- *9 Participating Texas OB Clinics
 - Houston
 - Kingwood
 - Amarillo
 - Lubbock
 - El Paso
 - Beaumont
 - Tyler

*preliminary data, subject to change



New Program Manager

Aimee Lozano, MHA

- Joining the PeriPAN COSH team
- Start Date: April 1, 2025
- Experience with TCMHCC programs
- Support both Access Programs



tcmhcc

Texas Child Mental
Health Care Consortium

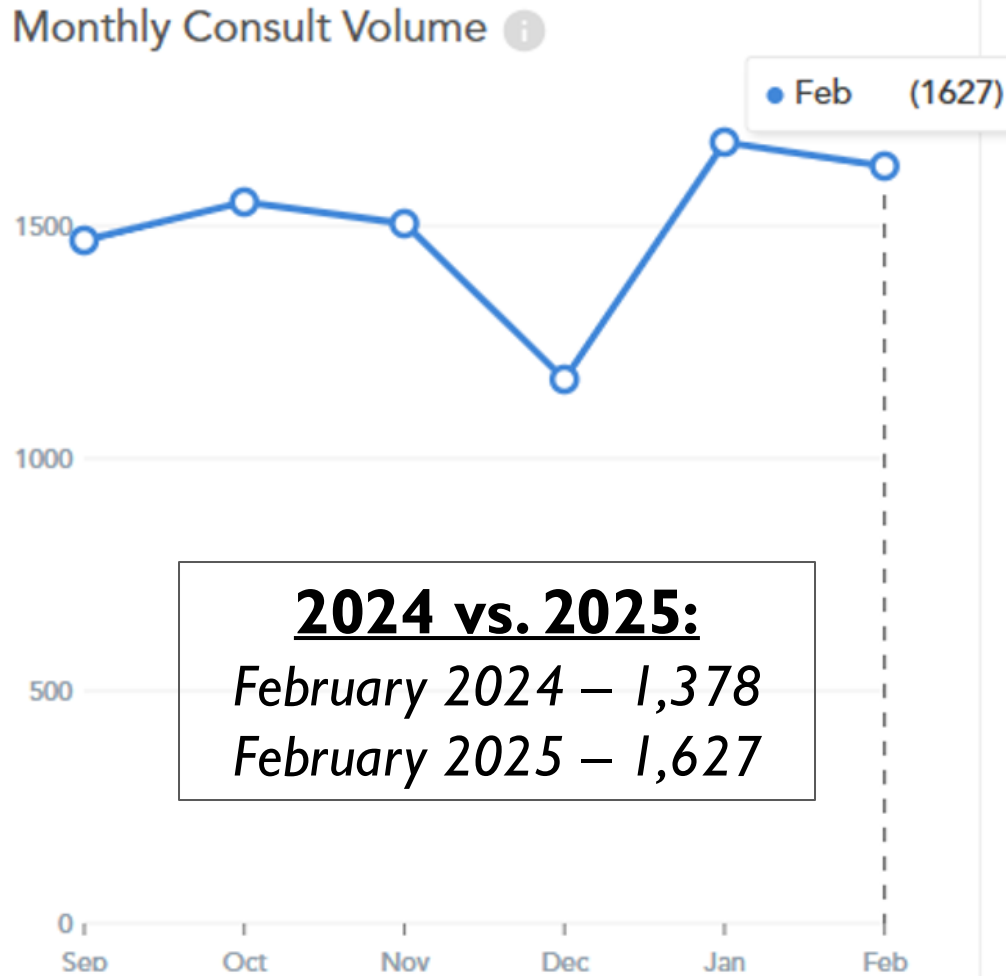


CPAN

Child Psychiatry
Access Network

CPAN Consultation Volume & Enrollment

as of February 28, 2025



2024 vs. 2025:
February 2024 – 1,378
February 2025 – 1,627

Access Enrollments - All Programs

14253
PROVIDERS



3020
CLINICS



CPAN Consult Activity

47189
COMPLETED
CONSULTS



41184
PATIENTS
SERVED (EST.)

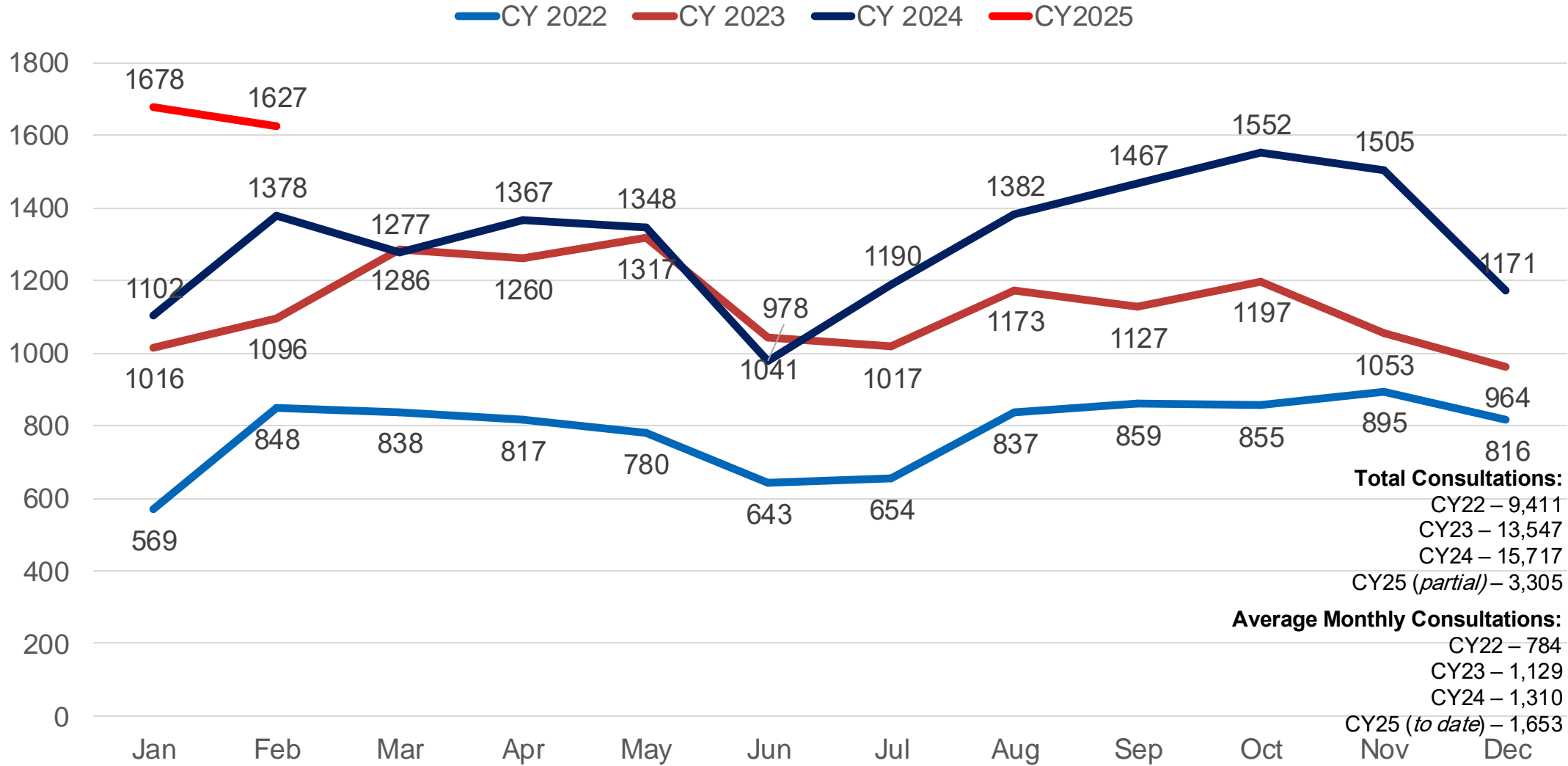


94.5%
RESPONSE
WITHIN
30 MIN

1.78
MEDIAN
RESPONSE
TIME (MIN)



CPAN Consultations by Month and Year as of February 28, 2025



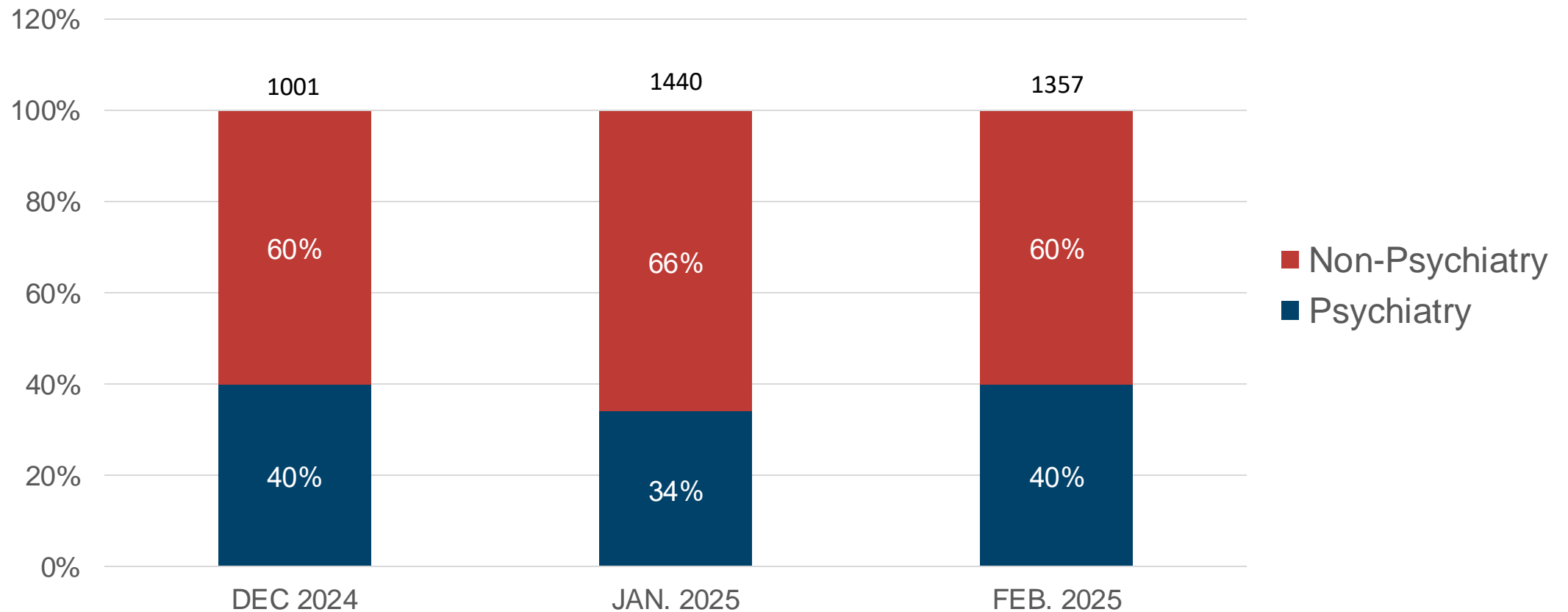
Total Consultations:
 CY22 – 9,411
 CY23 – 13,547
 CY24 – 15,717
 CY25 (partial) – 3,305

Average Monthly Consultations:
 CY22 – 784
 CY23 – 1,129
 CY24 – 1,310
 CY25 (to date) – 1,653

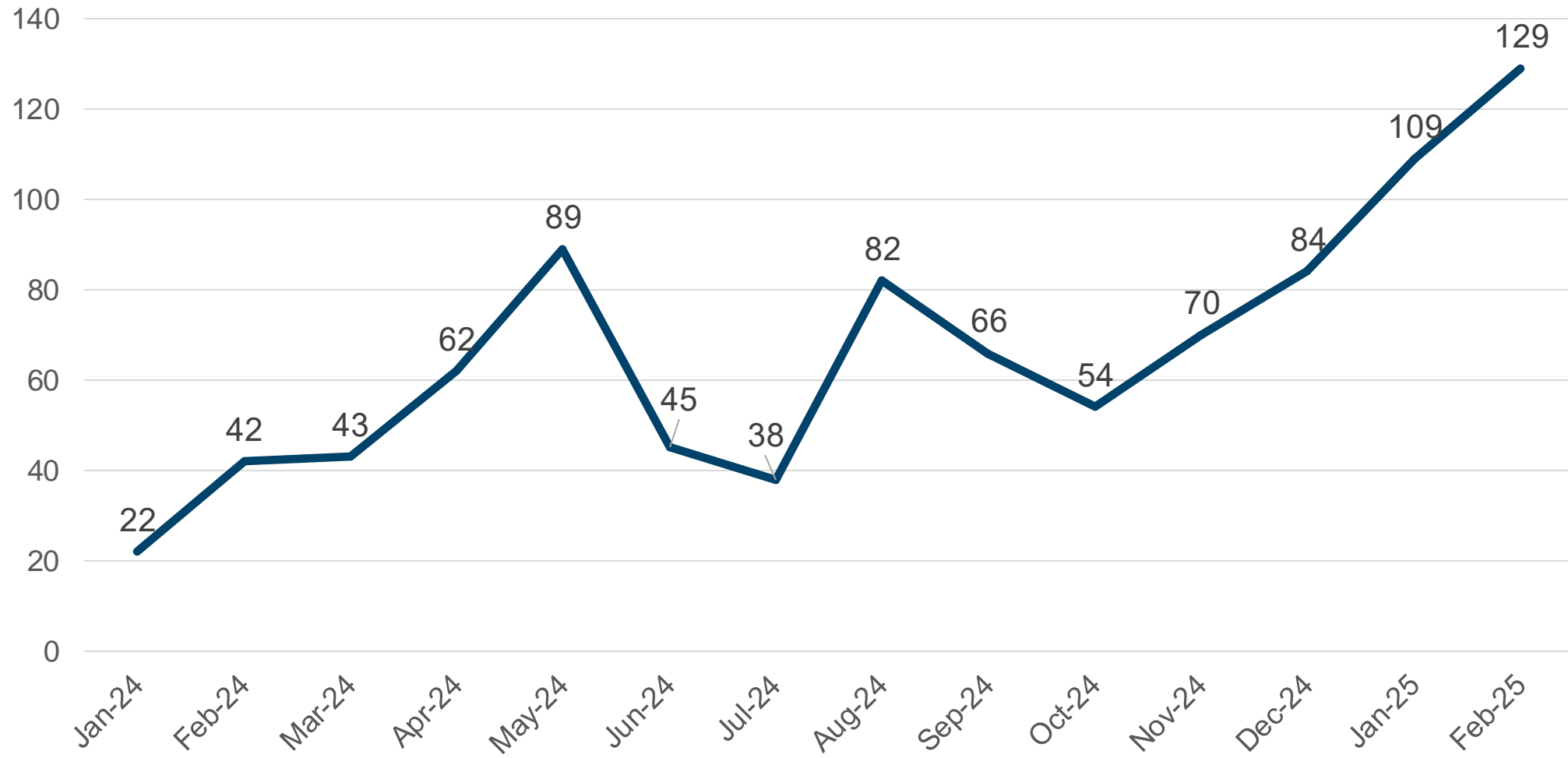
* this data is preliminary and is subject to change



CPAN Consultations by Type (Psychiatry & Non-Psychiatry), December 2024 – February 2025



CPAN Direct Patient Consultations by Month as of February 28, 2025



* this data is preliminary and is subject to change





tcmhcc

Texas Child Mental
Health Care Consortium

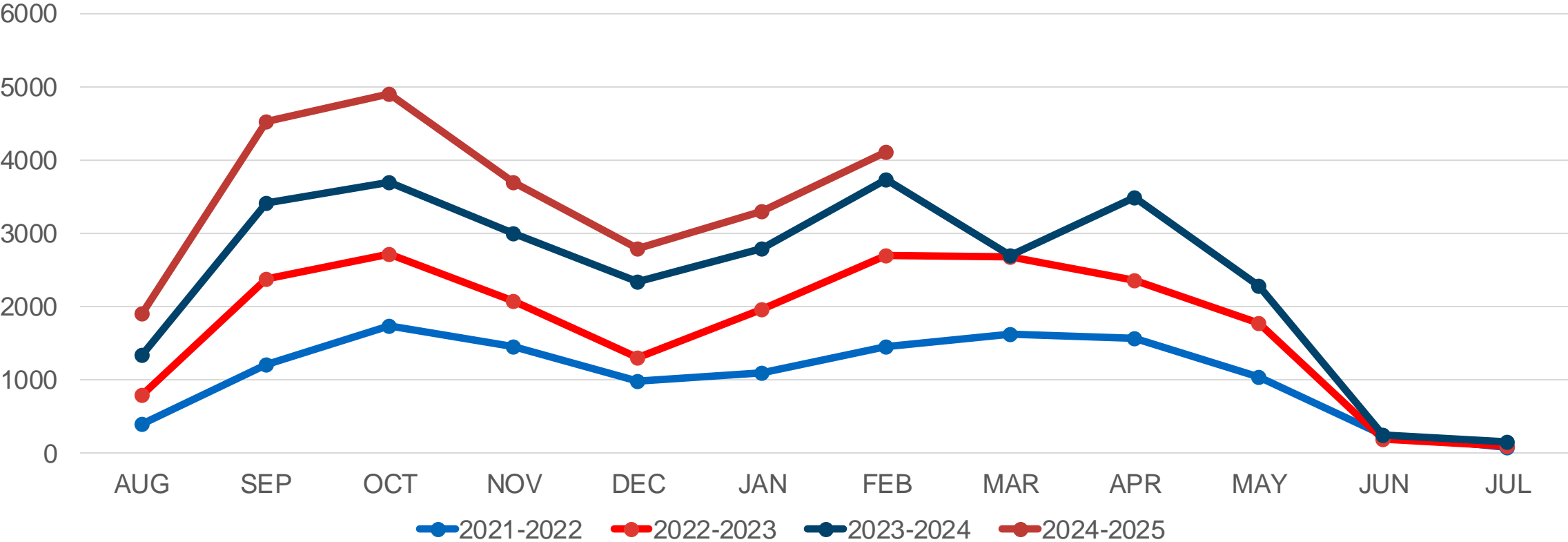


TCHATT

Texas Child Health Access
Through Telemedicine

TCHATT Referrals

as of 2/28/2025

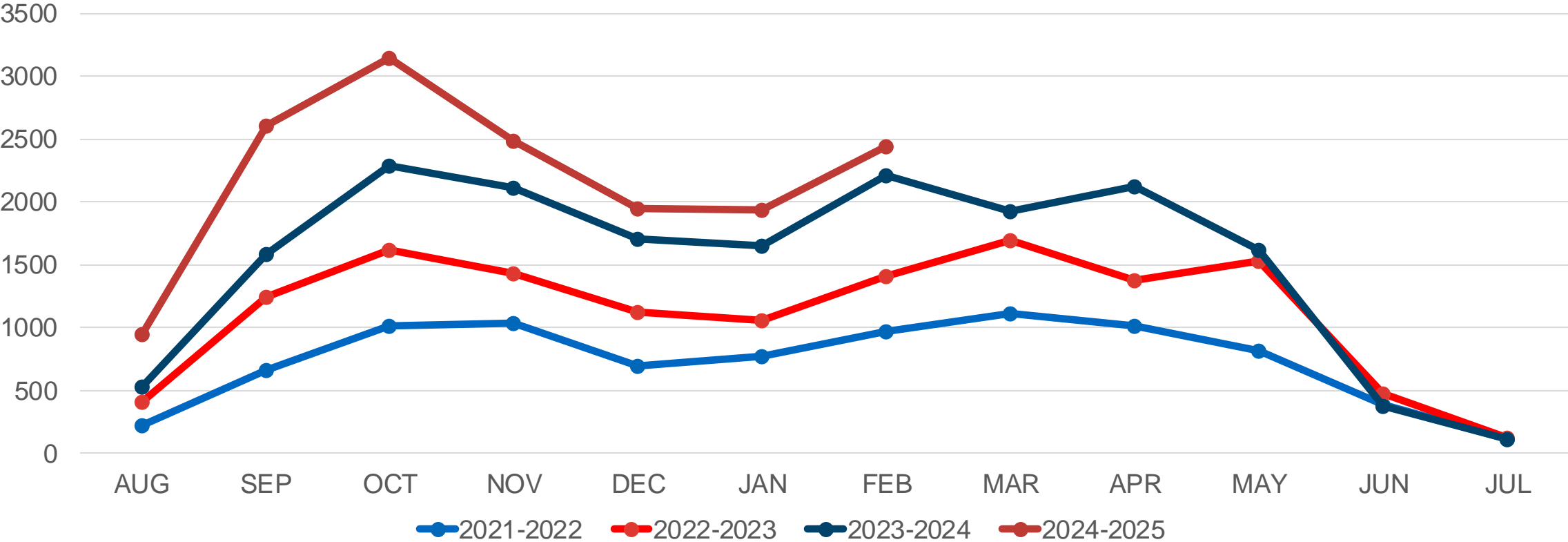


Total Students Referred to the Program – 89,692

*this data is preliminary and is subject to change

TCHATT Enrollment

as of 2/28/2025

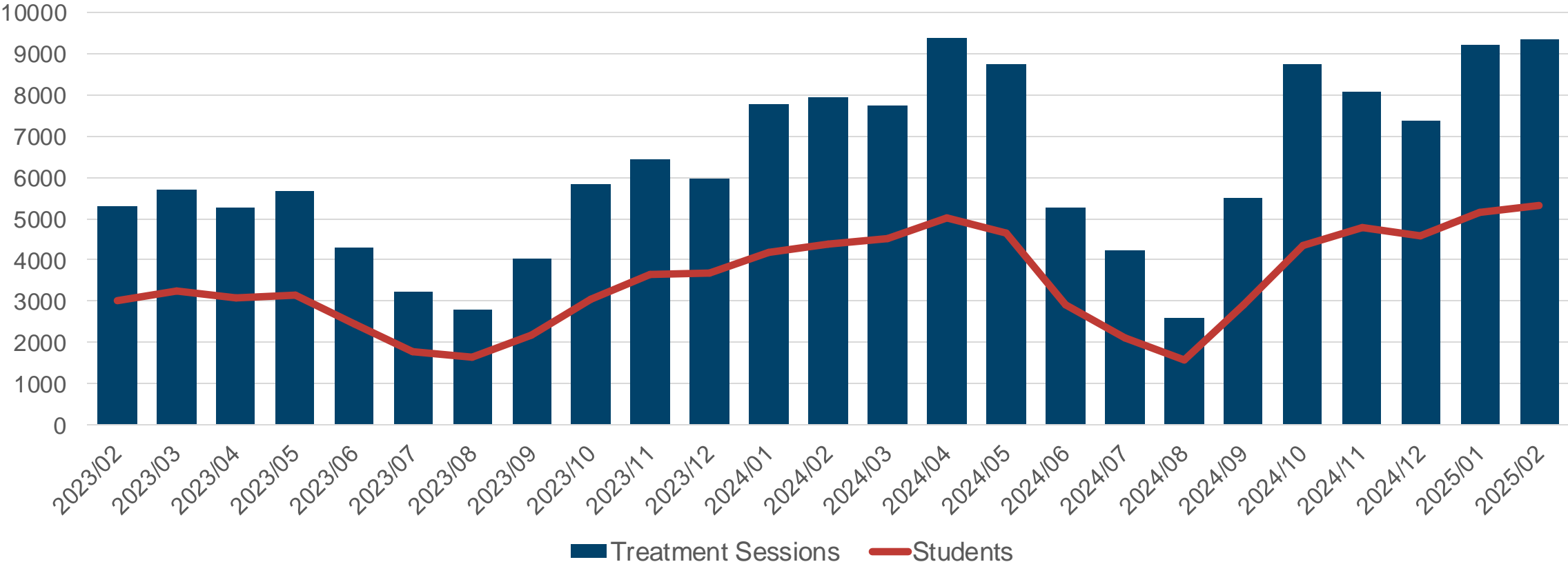


Total Students Referred to the Program – 89,692

*this data is preliminary and is subject to change

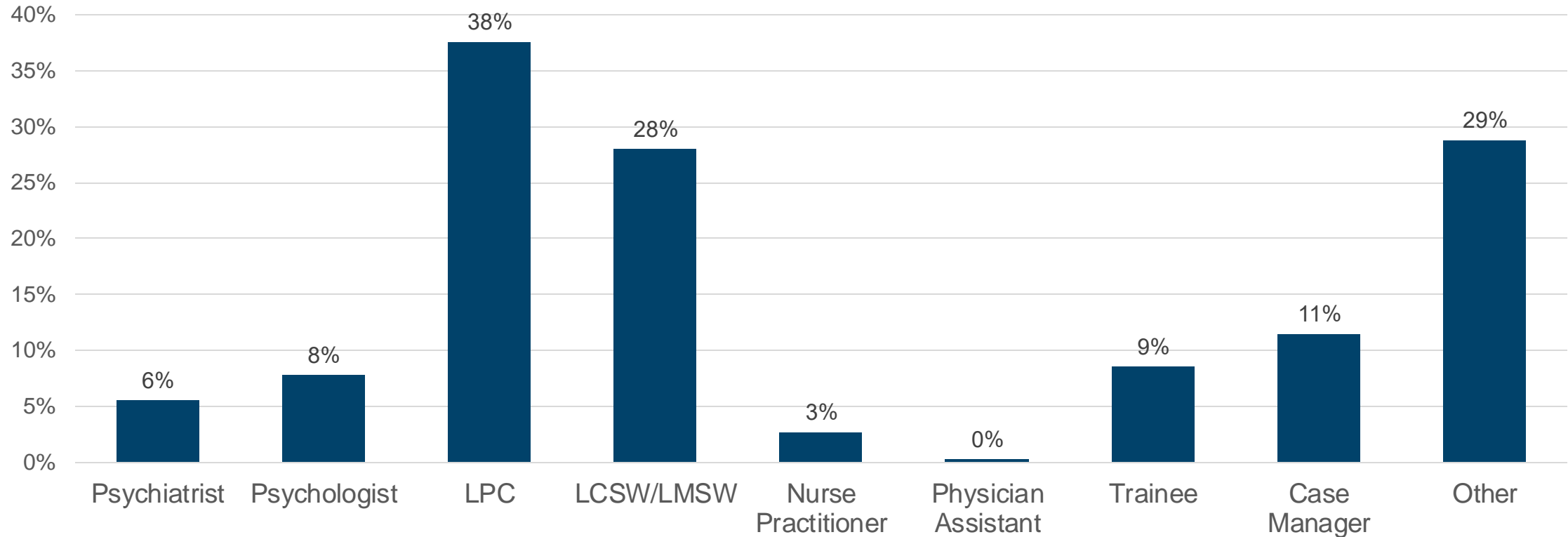
Number of Treatment Sessions and Clients Served by Month

as of 2/28/2025



Percent of TCHAT Sessions by Participating Providers

September 1, 2021 – February 28, 2025



Note: More than one provider may participate in a session.

