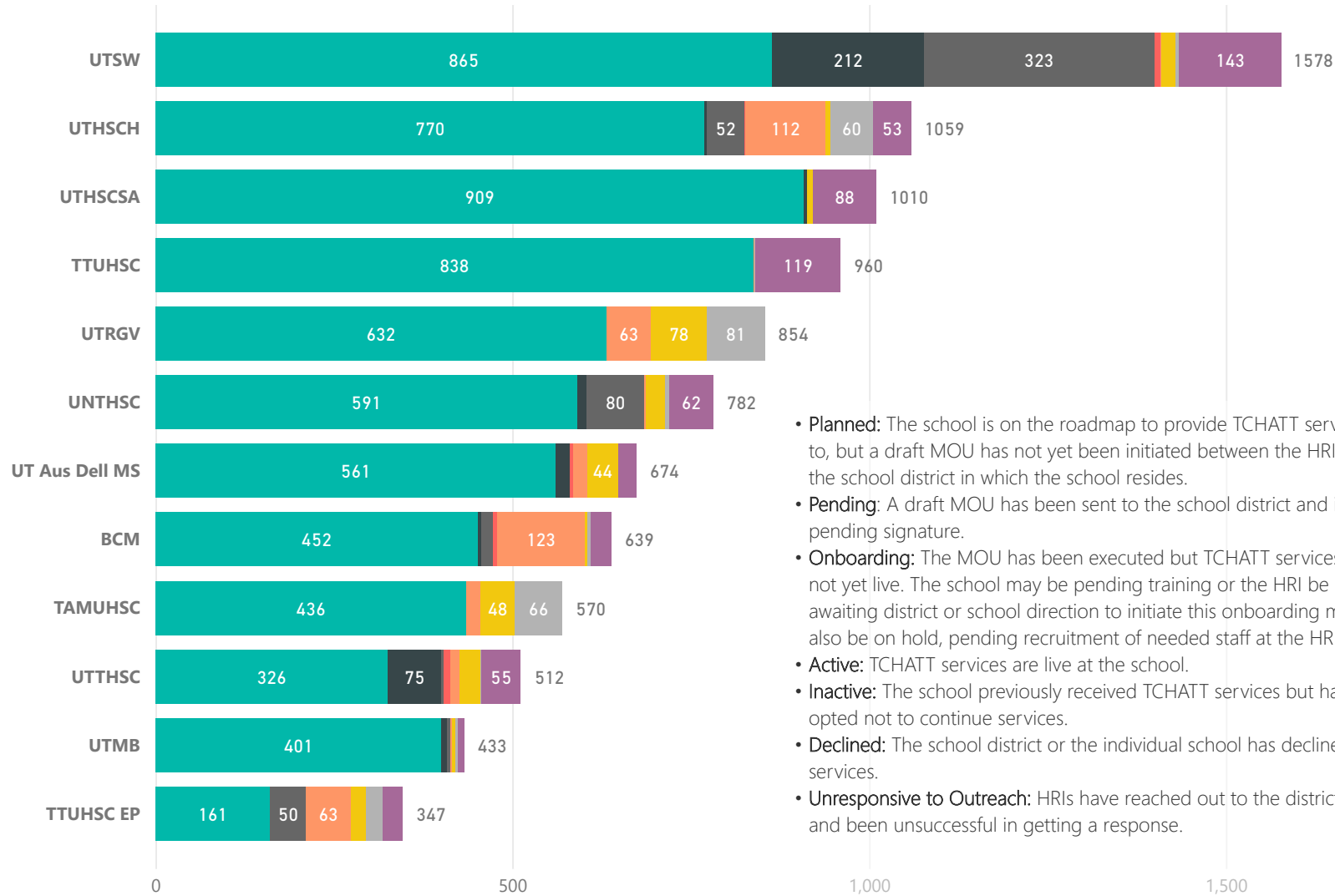




# Texas Child Mental Health Care Consortium

## TCHATT Rollout Status

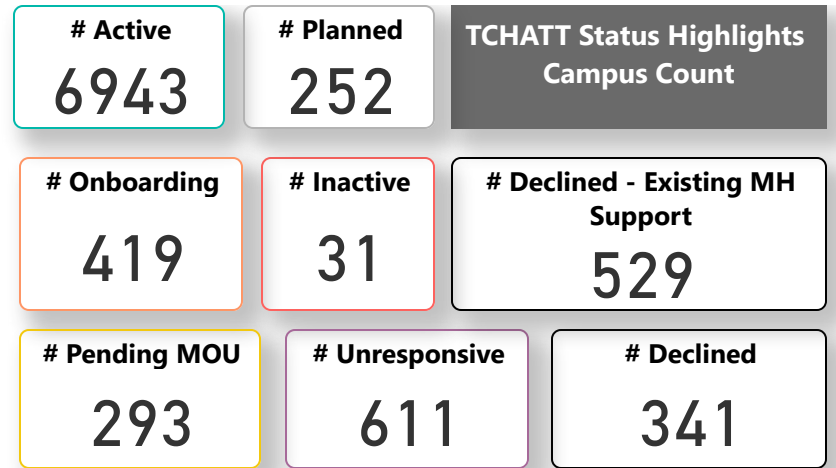
### TCHATT Status for Campuses Grouped by Assigned Health Related Institution as of 11/30/24



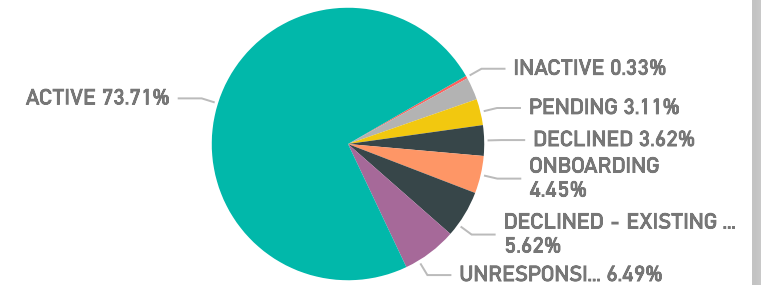
- **Planned:** The school is on the roadmap to provide TCHATT services to, but a draft MOU has not yet been initiated between the HRI and the school district in which the school resides.
- **Pending:** A draft MOU has been sent to the school district and is pending signature.
- **Onboarding:** The MOU has been executed but TCHATT services are not yet live. The school may be pending training or the HRI be awaiting district or school direction to initiate this onboarding may also be on hold, pending recruitment of needed staff at the HRI.
- **Active:** TCHATT services are live at the school.
- **Inactive:** The school previously received TCHATT services but has opted not to continue services.
- **Declined:** The school district or the individual school has declined services.
- **Unresponsive to Outreach:** HRIs have reached out to the district and been unsuccessful in getting a response.

STATUS ● ACTIVE ● DECLINED ● DECLINED - EXISTING MENTAL HEALTH ... ● INACTIVE ● ONBOARDING ● PENDING ● PLANNED ● UNRESPONSIVE TO OUTREACH

This page includes only public/charter campus data

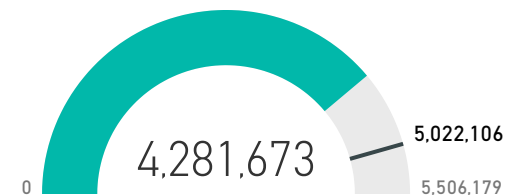


### TCHATT Rollout Status for State



### Student Population Covered

● Active ● Declined ● Declined - Existing MH Support ● Inactive ● Remaining



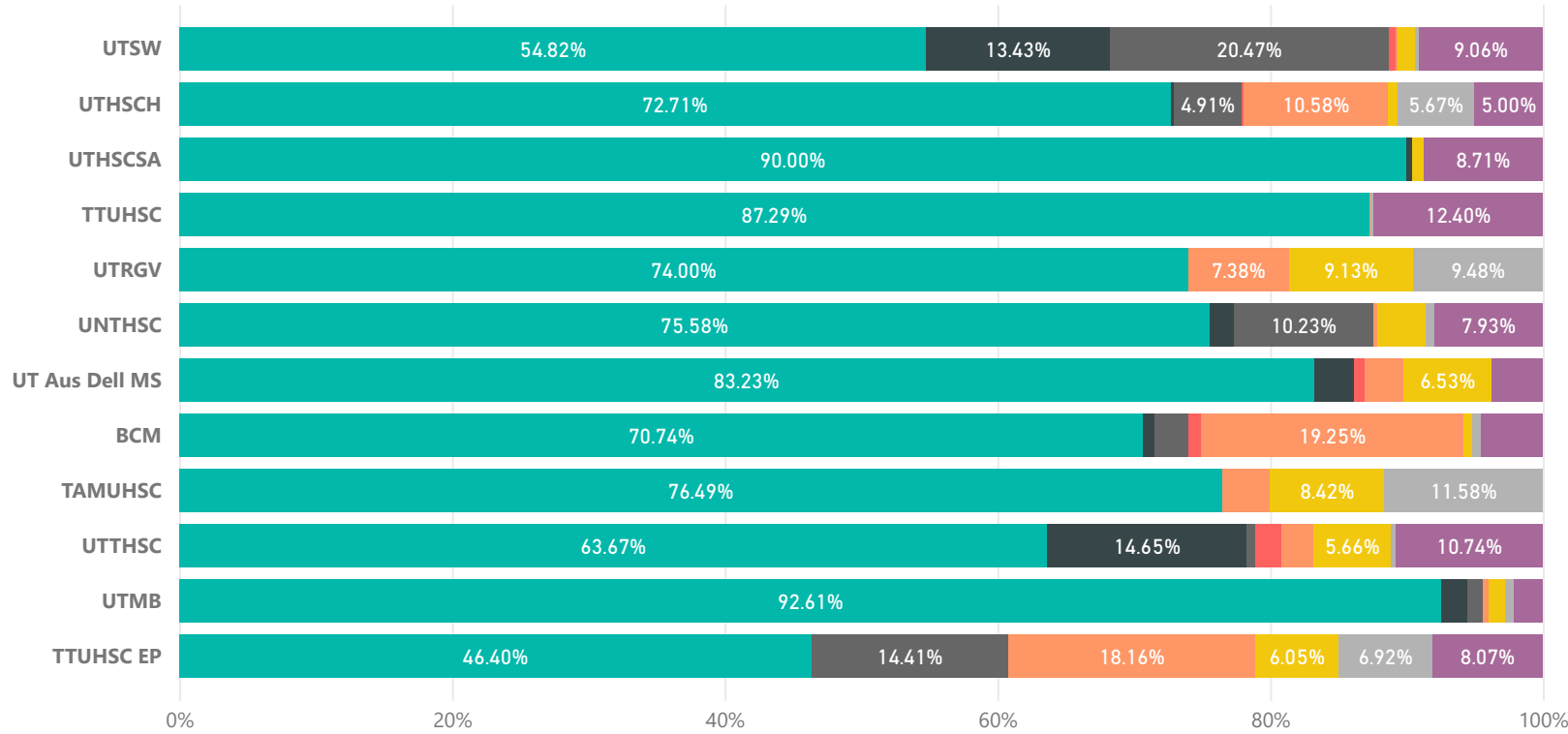
Target value = census for all schools less census of schools that have declined or are inactive



# Texas Child Mental Health Care Consortium

## TCHATT Rollout Status

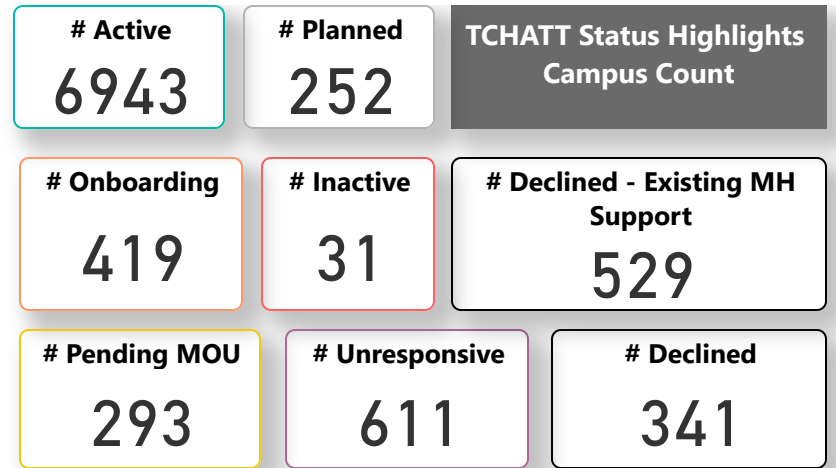
### TCHATT Status for Campuses Grouped by Assigned Health Related Institution as of 11/30/24



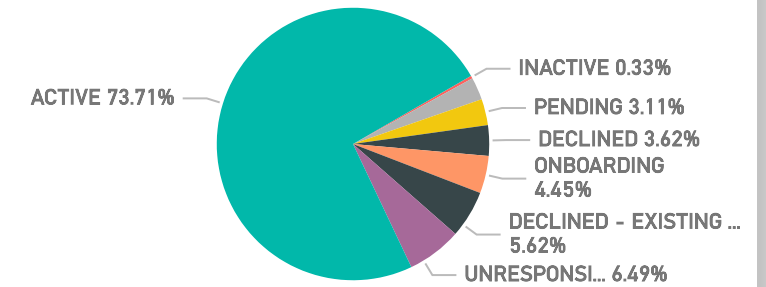
STATUS ● ACTIVE ● DECLINED ● DECLINED - EXISTING MENTAL HEALTH... ● INACTIVE ● ONBOARDING ● PENDING ● PLANNED ● UNRESPONSIVE TO OUTREACH

- **Planned:** The school is on the roadmap to provide TCHATT services to, but a draft MOU has not yet been initiated between the HRI and the school district in which the school resides.
- **Pending:** A draft MOU has been sent to the school district and is pending signature.
- **Onboarding:** The MOU has been executed but TCHATT services are not yet live. The school may be pending training or the HRI be awaiting district or school direction to initiate this onboarding may also be on hold, pending recruitment of needed staff at the HRI.
- **Active:** TCHATT services are live at the school.
- **Inactive:** The school previously received TCHATT services but has opted not to continue services.
- **Declined:** The school district or the individual school has declined services.
- **Unresponsive to Outreach:** HRIs have reached out to the district and been unsuccessful in getting a response.

This page includes only public/charter campus data

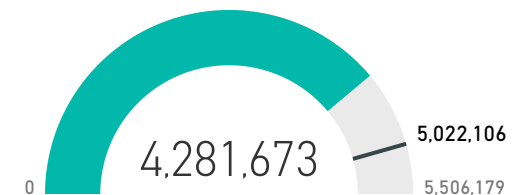


### TCHATT Rollout Status for State



### Student Population Covered

● Active ● Declined ● Declined - Existing MH Support ● Inactive ● Remaining



Target value = census for all schools less census of schools that have declined or are inactive



# Texas Child Mental Health Care Consortium

## TCHAT Rollout Status

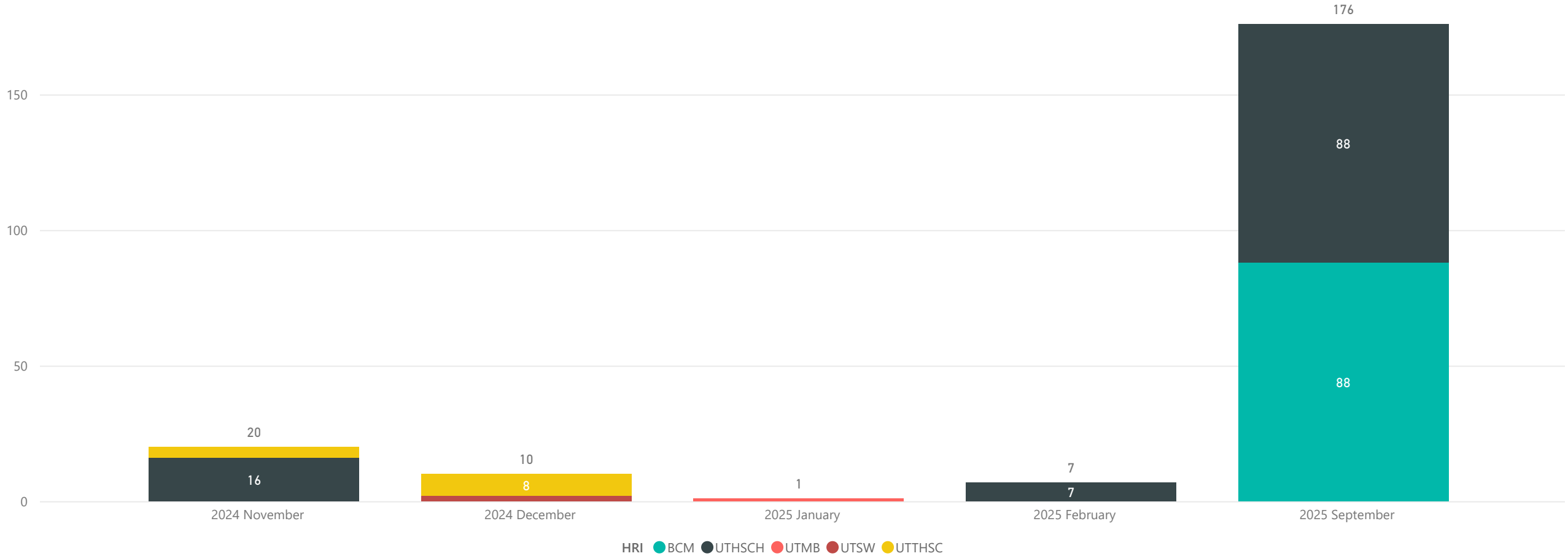
# Schools with Onboarding Status

419

# Onboarding Schools with Planned Implementation Date

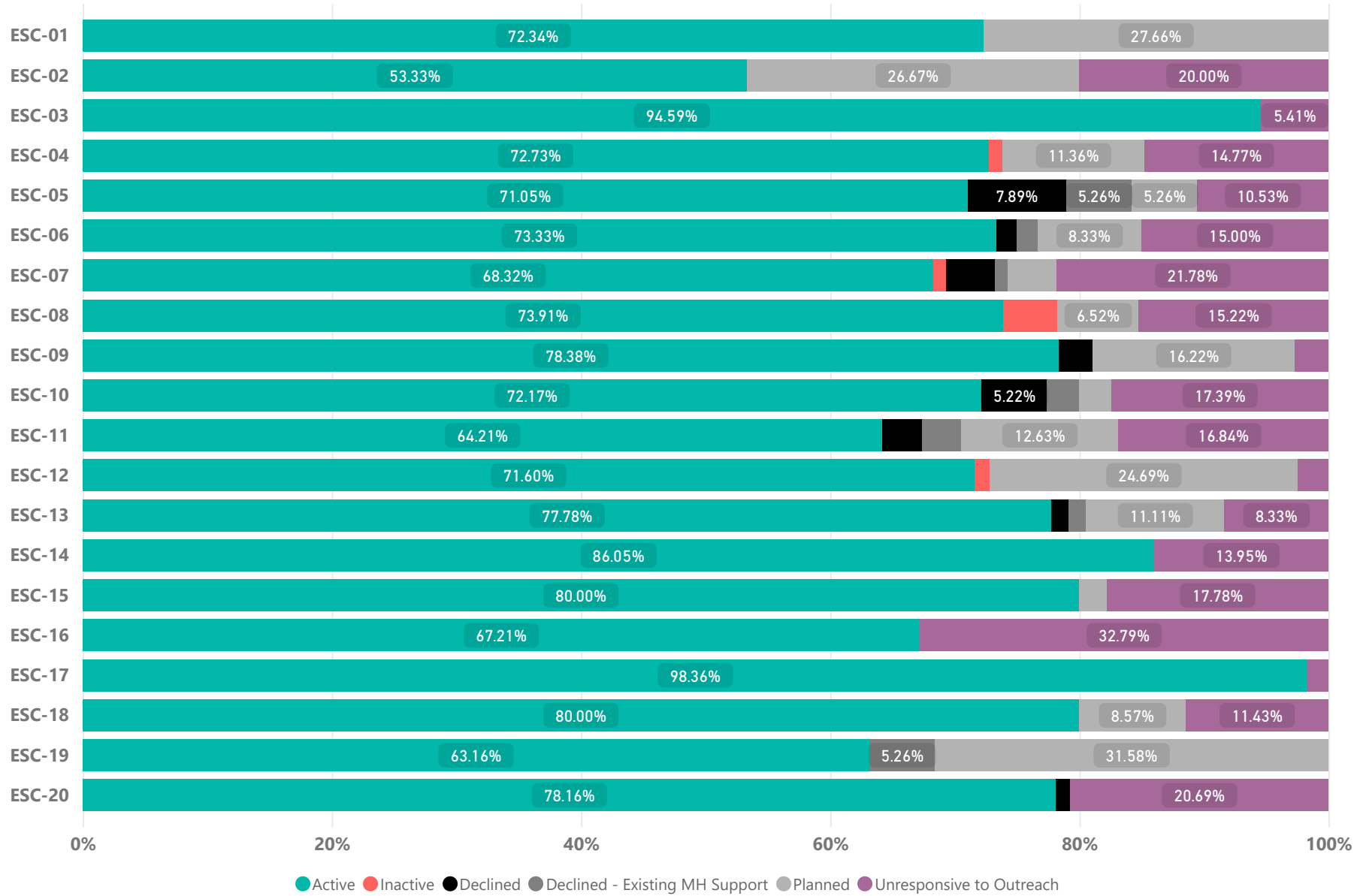
214

### Planned Implementation Dates for Schools with Onboarding Status as of 11/30/24



**NOTE:** Not all schools with an Onboarding Status have a Planned Implementation Date. The HRI may be awaiting school or district direction to initiate this onboarding or the HRI may have paused the scheduling of the onboarding pending recruitment of additional staff at the HRI. Only public/charter schools with an implementation date are shown above.

# TCHATT MOU Status for School Districts by ESC Region as of 11/30/24



# Active Districts  
**900**

# Districts Declined  
**20**

# Districts Inactive  
**5**

# Declined - Existing MH Support  
**12**

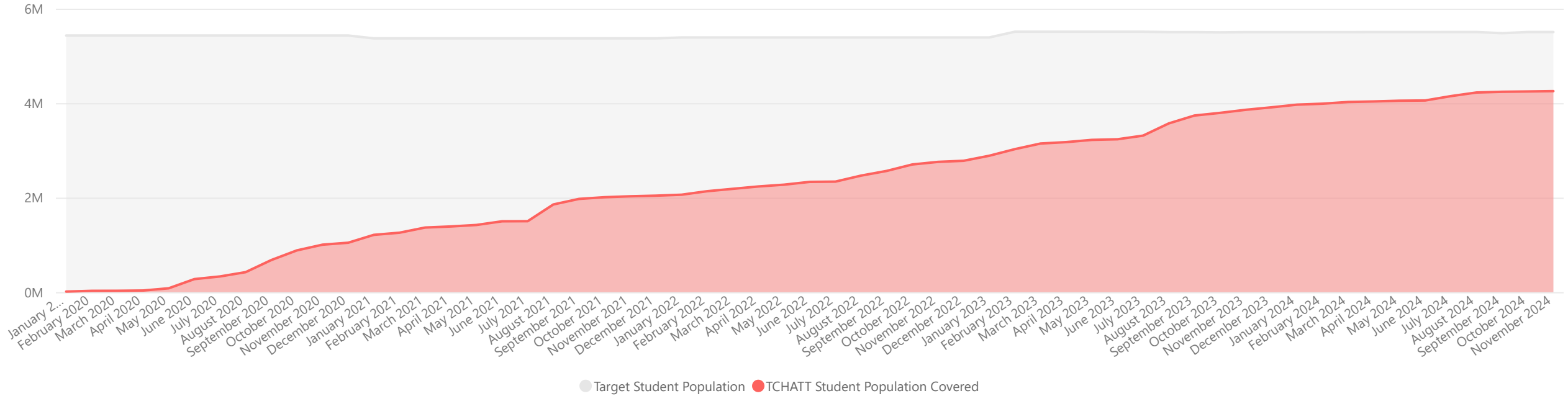
# Unresponsive  
**168**

# of Remaining Planned Districts  
**108**

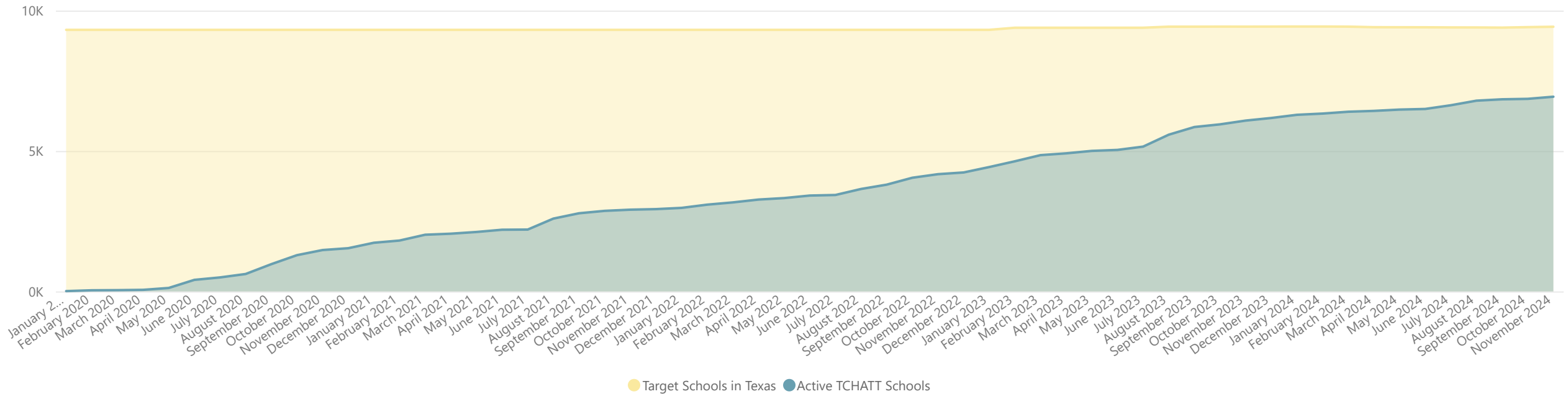
ESC #	Sum of Number of Active Districts	# of Planned School Districts
ESC-01	34	13
ESC-02	24	12
ESC-03	35	0
ESC-04	64	10
ESC-05	27	2
ESC-06	44	5
ESC-07	69	4
ESC-08	34	3
ESC-09	29	6
ESC-10	83	3
ESC-11	61	12
ESC-12	58	20
ESC-13	56	8
ESC-14	37	0
ESC-15	36	1
ESC-16	41	0
ESC-17	60	0
ESC-18	28	3
ESC-19	12	6
ESC-20	68	0
<b>Total</b>	<b>900</b>	<b>108</b>

**Note:** In the above graphic, if a district has at least one campus within its district with an Active TCHATT program, that district has been counted as Active. Planned status also includes districts that are Pending or in an Onboarding status. This page includes only public/charter district data.

## Growth of Student Population Covered by TCHATT Over Time



## Growth of Schools Covered by TCHATT Over Time



# Reasons Provided by Districts for Declining TCHAT Services

(as of 11/30/24)

## DECLINE REASON PROVIDED

### ETHICAL CONCERN

WEST RUSK COUNTY CONSOLIDATED ISD

### HAS EXISTING MENTAL HEALTH PROVIDERS

ACADEMY FOR ACADEMIC EXCELLENCE  
 ARLINGTON ISD  
 BRIDGEPORT ISD  
 CARROLLTON-FARMERS BRANCH ISD  
 CEDAR HILL ISD  
 COMMUNITY ISD  
 DALLAS ISD  
 DUNCANVILLE ISD  
 EAST CHAMBERS ISD  
 GARLAND ISD  
 HOUSTON ISD  
 KAUFMAN ISD  
 KI CHARTER ACADEMY  
 LANCASTER ISD  
 LINGLEVILLE ISD  
 MCKINNEY ISD  
 RICHARDSON ISD  
 SHERMAN ISD  
 SUNNYVALE ISD  
 TEXAS ACADEMY OF LEADERSHIP IN THE HUMANITIES  
 UT TYLER UNIVERSITY ACADEMY  
 WILLIS ISD  
 WYLIE ISD  
 YSLETA ISD

### INELIGIBLE FOR TCHAT

LINDALE ISD  
 MARSHALL ISD  
 MOUNT PLEASANT ISD

### LACK OF STAFF OR SPACE RESOURCES

MELISSA ISD  
 SABINE PASS ISD  
 TEXARKANA ISD  
 TEXAS COLLEGE PREPARATORY ACADEMIES

### SCHOOL BOARD OR ADMINISTRATION DECLINED

PREMIER HIGH SCHOOLS

## DECLINE REASON PROVIDED

### SCHOOL BOARD OR ADMINISTRATION DECLINED

PREMIER HIGH SCHOOLS

### SCHOOL BOARD OR ADMINISTRATOR DECLINED

KEMP ISD  
 LEWISVILLE ISD  
 MUENSTER ISD  
 PLANO ISD  
 PRINCETON ISD  
 RICHLAND COLLEGIATE HIGH SCHOOL  
**UNKNOWN/DID NOT PROVIDE REASON**  
 ALLEN ISD  
 BONHAM ISD  
 COMMERCE ISD  
 DENTON ISD  
 FLORENCE ISD  
 GREAT HEARTS TEXAS  
 IMAGINE INTERNATIONAL ACADEMY OF NORTH TEXAS  
 LITTLE ELM ISD  
 LOVEJOY ISD  
 SHERMAN ISD  
 TATUM ISD  
 TEXAS COLLEGE PREPARATORY ACADEMIES  
 UPLIFT EDUCATION  
 WHITE SETTLEMENT ISD  
 WODEN ISD

### WILL RECONSIDER AT A LATER DATE

BULLARD ISD  
 GRANGER ISD  
 KILGORE ISD  
 LINDALE ISD  
 MARSHALL ISD  
 MOUNT PLEASANT ISD  
 SPRING HILL ISD  
 SULPHUR SPRINGS ISD  
 TEKOA ACADEMY OF ACCELERATED STUDIES  
 STEM SCHOOL  
 TROUP ISD  
 TYLER ISD

## DECLINE REASON PROVIDED

### DECLINED SOME SCHOOLS IN DISTRICT

AUSTIN ISD  
 CHAPEL HILL ISD  
 DENISON ISD  
 GREENVILLE ISD  
 NORTH LAMAR ISD  
 PINE TREE ISD

### INADEQUATE HOURS FOR SERVICES

SILSBEE ISD

### ONLY WANTS SERVICES IF EXTERNAL TO SCHOOL

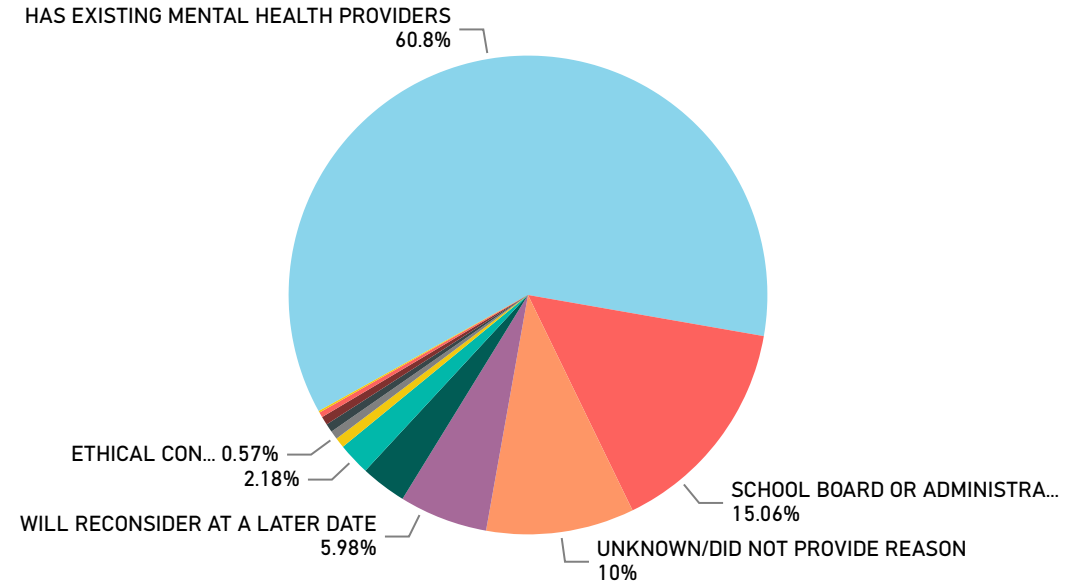
MIDLOTHIAN ISD  
 PREMIER HIGH SCHOOLS  
 TEXAS COLLEGE PREPARATORY ACADEMIES

### SCHOOL BOARD OR ADMINISTRATION DECLINED

PREMIER HIGH SCHOOLS

## Decline Reason

- DECLINED SOME SCHOOLS IN DISTRICT
- ETHICAL CONCERN
- HAS EXISTING MENTAL HEALTH PROVIDERS
- INADEQUATE HOURS FOR SERVICES
- INELIGIBLE FOR TCHAT
- LACK OF STAFF OR SPACE RESOURCES
- ONLY WANTS SERVICES IF EXTERNAL TO SC...
- SCHOOL BOARD OR ADMINISTRATION DE...
- SCHOOL BOARD OR ADMINISTRATOR DEC...
- UNKNOWN/DID NOT PROVIDE REASON
- WILL RECONSIDER AT A LATER DATE



Impact of ISD Decline - Count of Schools by ESC Region

