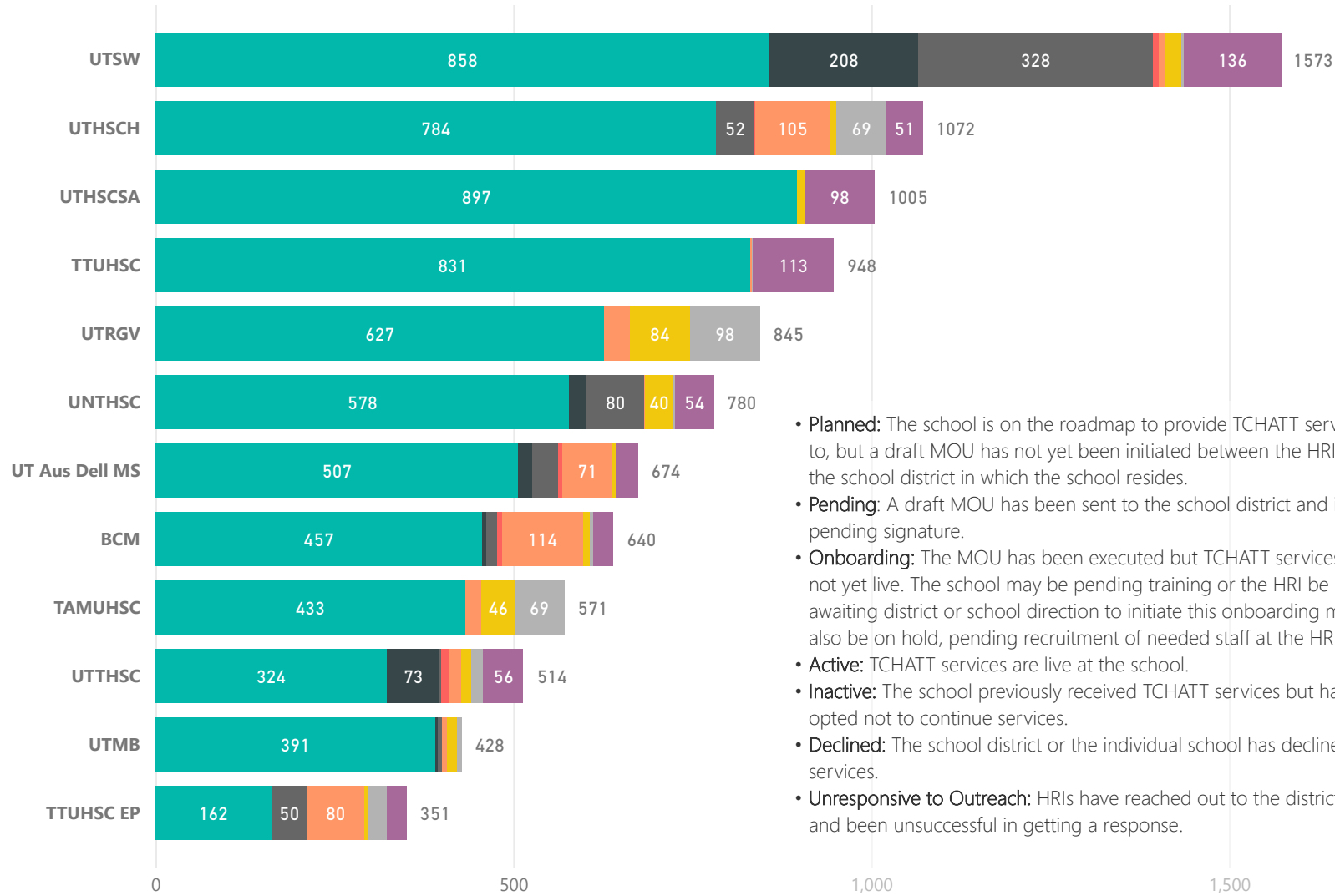




Texas Child Mental Health Care Consortium

TCHATT Rollout Status

TCHATT Status for Campuses Grouped by Assigned Health Related Institution as of 9/30/24



- **Planned:** The school is on the roadmap to provide TCHATT services to, but a draft MOU has not yet been initiated between the HRI and the school district in which the school resides.
- **Pending:** A draft MOU has been sent to the school district and is pending signature.
- **Onboarding:** The MOU has been executed but TCHATT services are not yet live. The school may be pending training or the HRI be awaiting district or school direction to initiate this onboarding may also be on hold, pending recruitment of needed staff at the HRI.
- **Active:** TCHATT services are live at the school.
- **Inactive:** The school previously received TCHATT services but has opted not to continue services.
- **Declined:** The school district or the individual school has declined services.
- **Unresponsive to Outreach:** HRIs have reached out to the district and been unsuccessful in getting a response.

STATUS ● ACTIVE ● DECLINED ● DECLINED - EXISTING MENTAL HEALTH ... ● INACTIVE ● ONBOARDING ● PENDING ● PLANNED ● UNRESPONSIVE TO OUTREACH

This page includes only public/charter campus data

Active
6849

Planned
297

TCHATT Status Highlights
Campus Count

Onboarding
464

Inactive
31

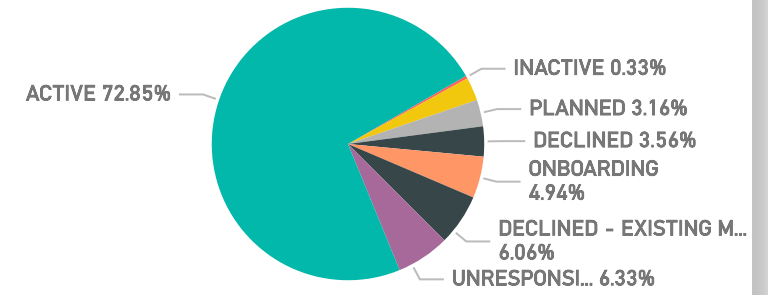
Declined - Existing MH Support
570

Pending MOU
260

Unresponsive
595

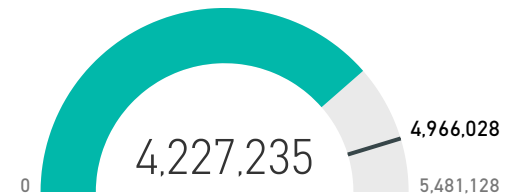
Declined
335

TCHATT Rollout Status for State



Student Population Covered

● Active ● Declined ● Declined - Existing MH Support ● Inactive ● Remaining



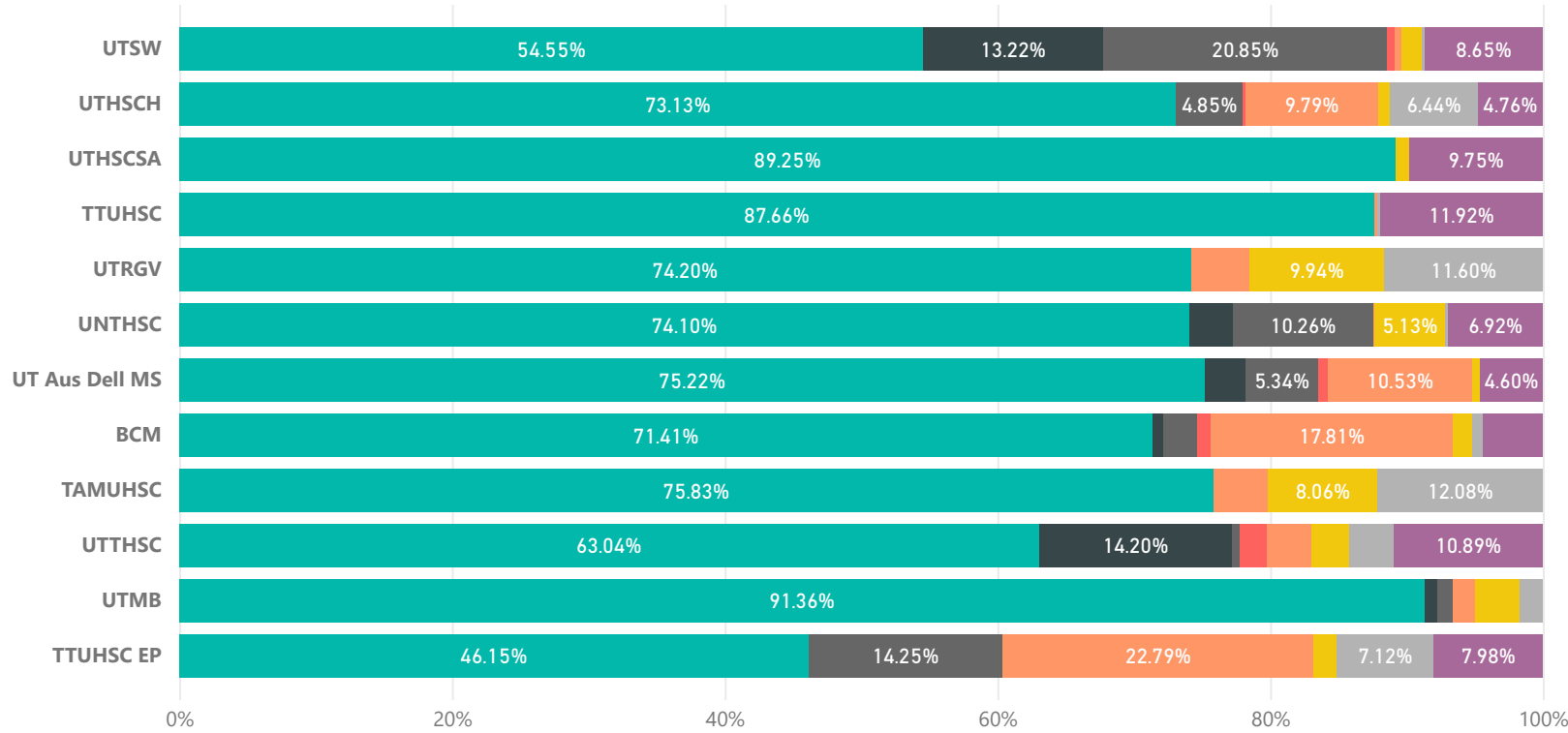
Target value = census for all schools less census of schools that have declined or are inactive



Texas Child Mental Health Care Consortium

TCHATT Rollout Status

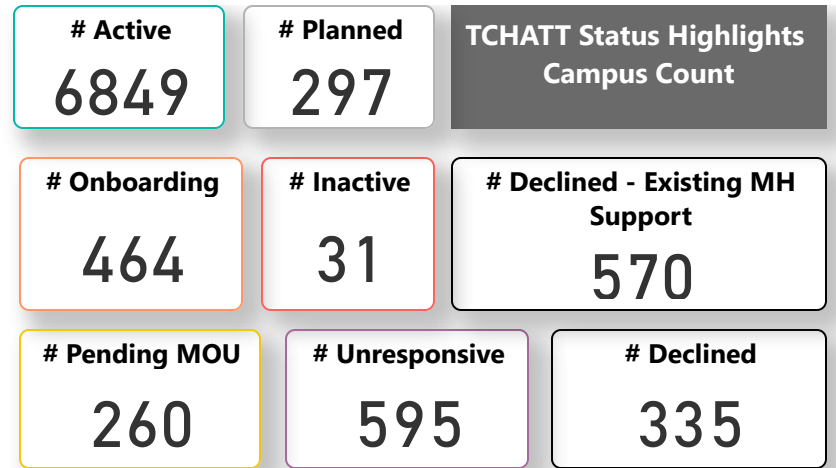
TCHATT Status for Campuses Grouped by Assigned Health Related Institution as of 9/30/24



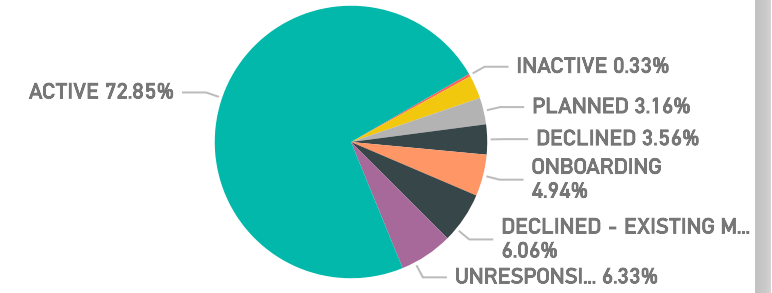
STATUS ● ACTIVE ● DECLINED ● DECLINED - EXISTING MENTAL HEALTH... ● INACTIVE ● ONBOARDING ● PENDING ● PLANNED ● UNRESPONSIVE TO OUTREACH

- **Planned:** The school is on the roadmap to provide TCHATT services to, but a draft MOU has not yet been initiated between the HRI and the school district in which the school resides.
- **Pending:** A draft MOU has been sent to the school district and is pending signature.
- **Onboarding:** The MOU has been executed but TCHATT services are not yet live. The school may be pending training or the HRI be awaiting district or school direction to initiate this onboarding may also be on hold, pending recruitment of needed staff at the HRI.
- **Active:** TCHATT services are live at the school.
- **Inactive:** The school previously received TCHATT services but has opted not to continue services.
- **Declined:** The school district or the individual school has declined services.
- **Unresponsive to Outreach:** HRIs have reached out to the district and been unsuccessful in getting a response.

This page includes only public/charter campus data

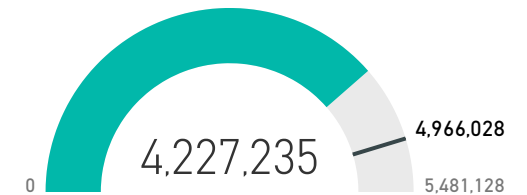


TCHATT Rollout Status for State



Student Population Covered

● Active ● Declined ● Declined - Existing MH Support ● Inactive ● Remaining



Target value = census for all schools less census of schools that have declined or are inactive



Texas Child Mental Health Care Consortium TCHAT Rollout Status

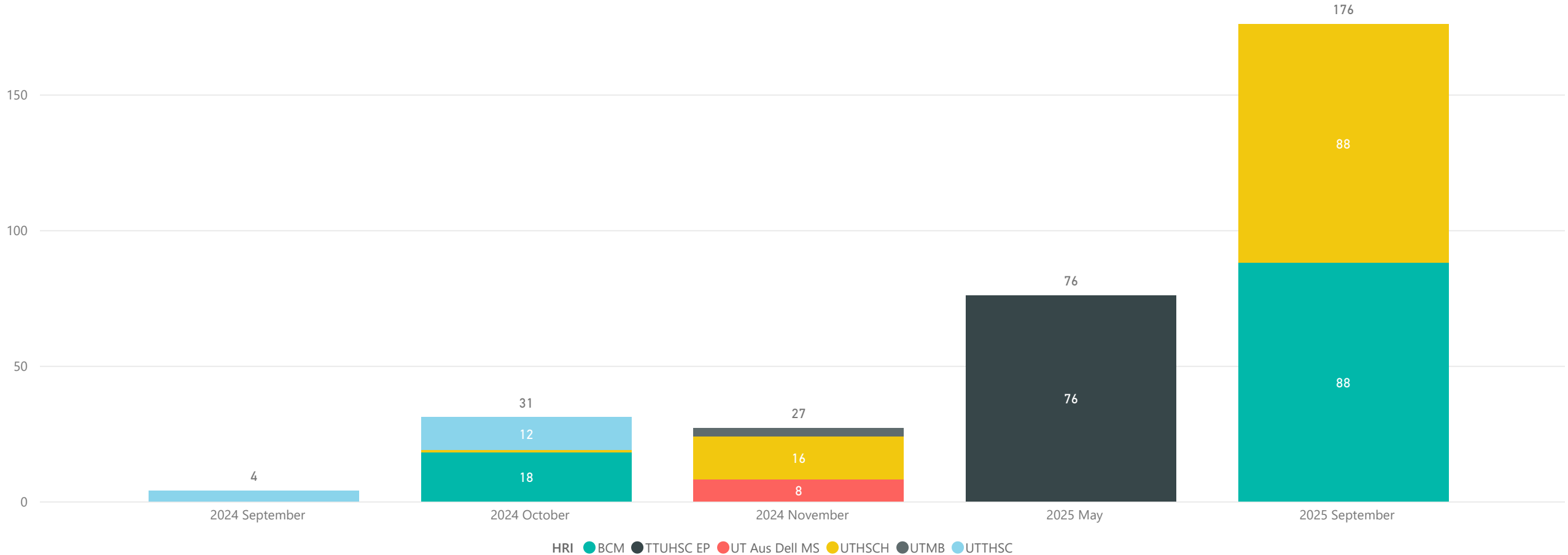
Schools with Onboarding Status

464

Onboarding Schools with
Planned Implementation Date

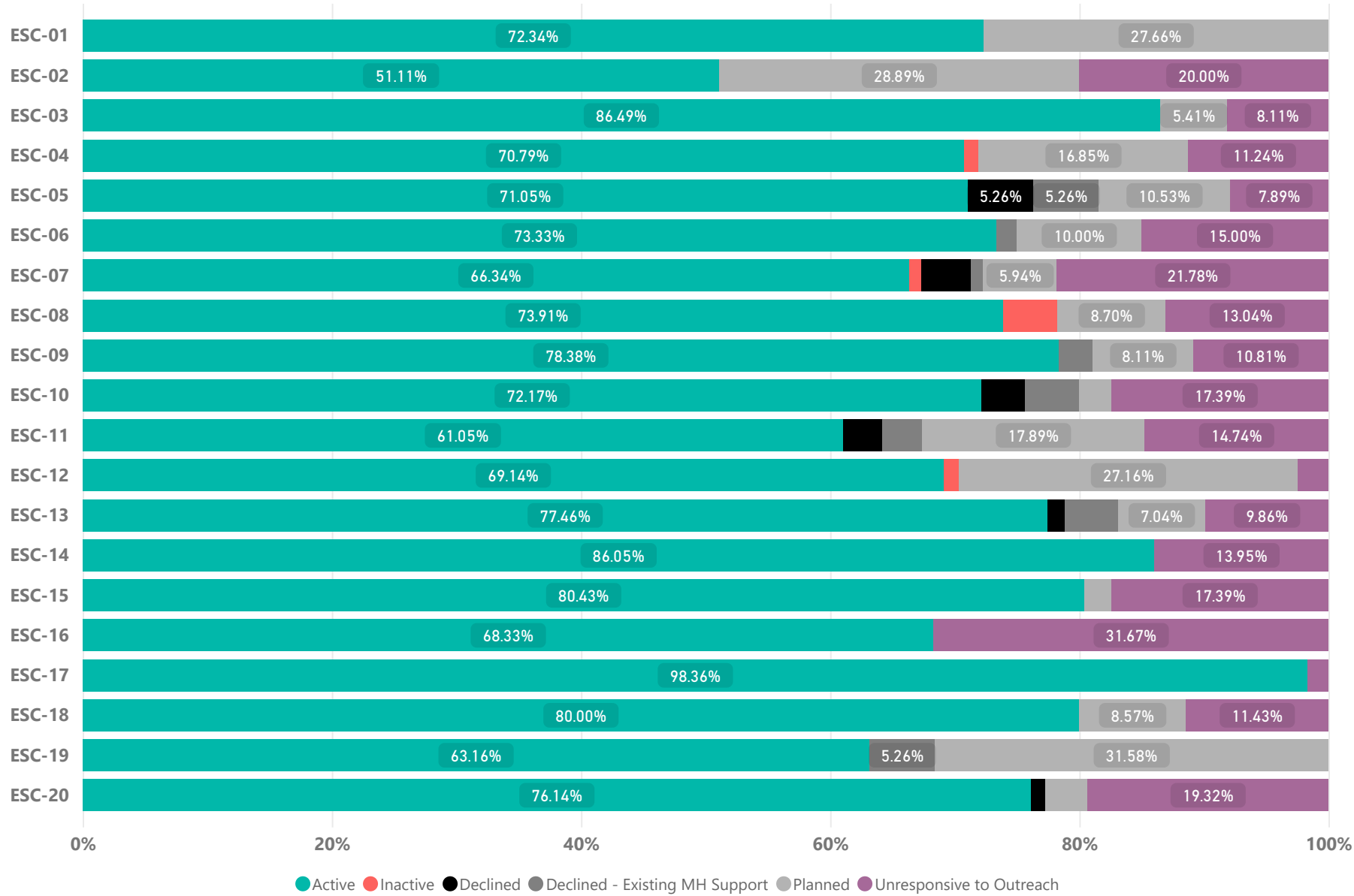
314

Planned Implementation Dates for Schools with Onboarding Status as of 9/30/24



NOTE: Not all schools with an Onboarding Status have a Planned Implementation Date. The HRI may be awaiting school or district direction to initiate this onboarding or the HRI may have paused the scheduling of the onboarding pending recruitment of additional staff at the HRI. Only public/charter schools with an implementation date are shown above.

TCHATT MOU Status for School Districts by ESC Region as of 9/30/24



Active Districts
887

Districts Declined
15

Districts Inactive
5

Declined - Existing MH Support
17

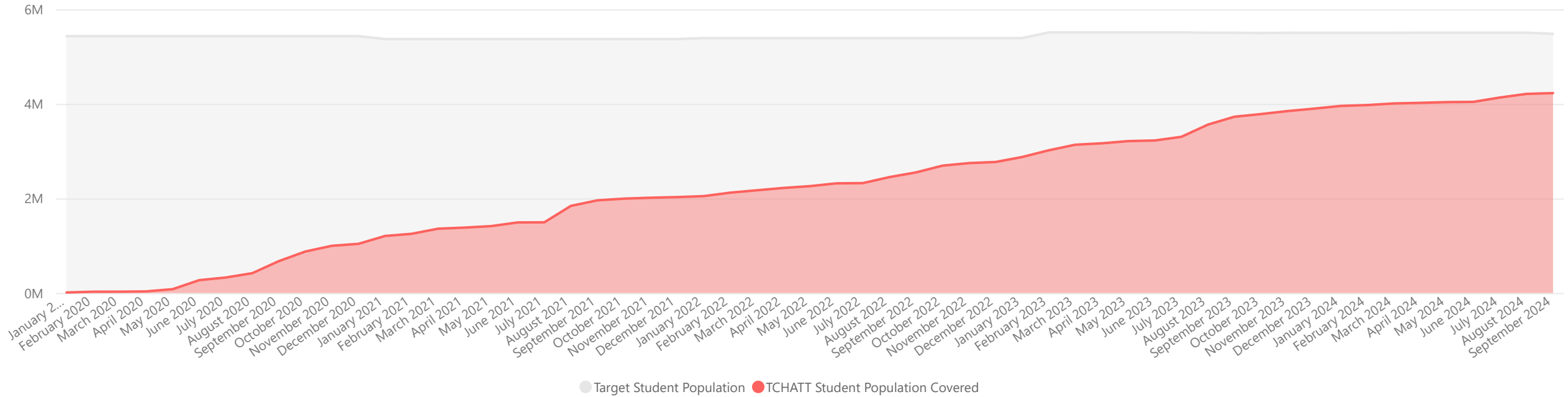
Unresponsive
164

of Remaining Planned Districts
126

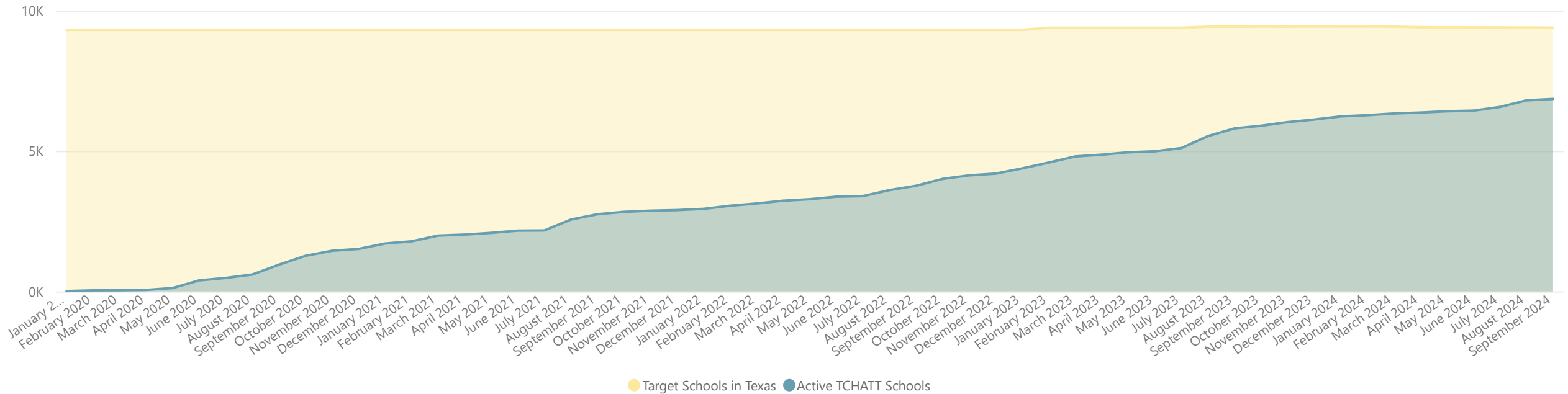
ESC #	Sum of Number of Active Districts	# of Planned School Districts
ESC-01	34	13
ESC-02	23	13
ESC-03	32	2
ESC-04	63	15
ESC-05	27	4
ESC-06	44	6
ESC-07	67	6
ESC-08	34	4
ESC-09	29	3
ESC-10	83	3
ESC-11	58	17
ESC-12	56	22
ESC-13	55	5
ESC-14	37	0
ESC-15	37	1
ESC-16	41	0
ESC-17	60	0
ESC-18	28	3
ESC-19	12	6
ESC-20	67	3
Total	887	126

Note: In the above graphic, if a district has at least one campus within its district with an Active TCHATT program, that district has been counted as Active. Planned status also includes districts that are Pending or in an Onboarding status. This page includes only public/charter district data.

Growth of Student Population Covered by TCHATT Over Time



Growth of Schools Covered by TCHATT Over Time



Reasons Provided by Districts for Declining TCHATT Services

(as of 9/30/24)

DECLINE REASON PROVIDED

HAS EXISTING MENTAL HEALTH PROVIDERS

- ACADEMY FOR ACADEMIC EXCELLENCE
- ALLEN ISD
- ARLINGTON ISD
- BRIDGEPORT ISD
- CARROLLTON-FARMERS BRANCH ISD
- CEDAR HILL ISD
- COMMERCE ISD
- COMMUNITY ISD
- COPPELL ISD
- DALLAS ISD
- DESOTO ISD
- DUNCANVILLE ISD
- EAST CHAMBERS ISD
- GARLAND ISD
- GOODWATER MONTESSORI SCHOOL
- HOUSTON ISD
- KAUFMAN ISD
- KEMP ISD
- KI CHARTER
- LANCASTER ISD
- LINGLEVILLE ISD
- LITTLE ELM ISD
- MCKINNEY ISD
- PERRIN-WHITT CISD
- PFLUGERVILLE ISD
- RICHARDSON ISD
- SHERMAN ISD
- SUNNYVALE ISD
- TEXAS ACADEMY OF LEADERSHIP IN THE HUMANITIES
- UT TYLER UNIVERSITY ACADEMY
- WILLIS ISD
- WYLIE ISD
- YSLETA ISD

LACK OF STAFF OR SPACE RESOURCES

- MELISSA ISD
- SABINE PASS ISD
- TEXARKANA ISD
- TEXAS COLLEGE PREPARATORY ACADEMIES

DECLINE REASON PROVIDED

SCHOOL BOARD OR ADMINISTRATOR DECLINED

- CROCKETT ISD
- LEWISVILLE ISD
- LINDALE ISD
- MARSHALL ISD
- MOUNT PLEASANT ISD
- MUENSTER ISD
- PLANO ISD
- PRINCETON ISD

UNKNOWN/DID NOT PROVIDE REASON

- BONHAM ISD
- DENISON ISD
- DENTON ISD
- FLORENCE ISD
- LIBERTY HILL ISD
- LOVEJOY ISD
- MCDADE ISD
- MCKINNEY ISD
- PLANO ISD
- SHERMAN ISD
- TATUM ISD
- TEXAS COLLEGE PREPARATORY ACADEMIES
- THRALL ISD
- UME PREPARATORY ACADEMY
- UPLIFT EDUCATION
- WHITE SETTLEMENT ISD
- WODEN ISD

WILL RECONSIDER AT A LATER DATE

- BULLARD ISD
- GRANGER ISD
- KILGORE ISD
- LINDALE ISD
- MARSHALL ISD
- MOUNT PLEASANT ISD
- RICHLAND COLLEGIATE HIGH SCHOOL
- SPRING HILL ISD
- SULPHUR SPRINGS ISD
- TROUP ISD
- TYLER ISD

DECLINE REASON PROVIDED

DECLINED SOME SCHOOLS IN DISTRICT

- AUSTIN ISD
- CHAPEL HILL ISD
- DENISON ISD
- GREENVILLE ISD
- NORTH LAMAR ISD
- PINE TREE ISD
- PREMIER HIGH SCHOOLS
- UPLIFT EDUCATION

ETHICAL CONCERN

- WEST RUSK COUNTY CONSOLIDATED ISD

INADEQUATE HOURS FOR SERVICES

- GREAT HEARTS TEXAS
- IMAGINE INTERNATIONAL ACADEMY OF NORTH TEXAS
- SILSBEE ISD

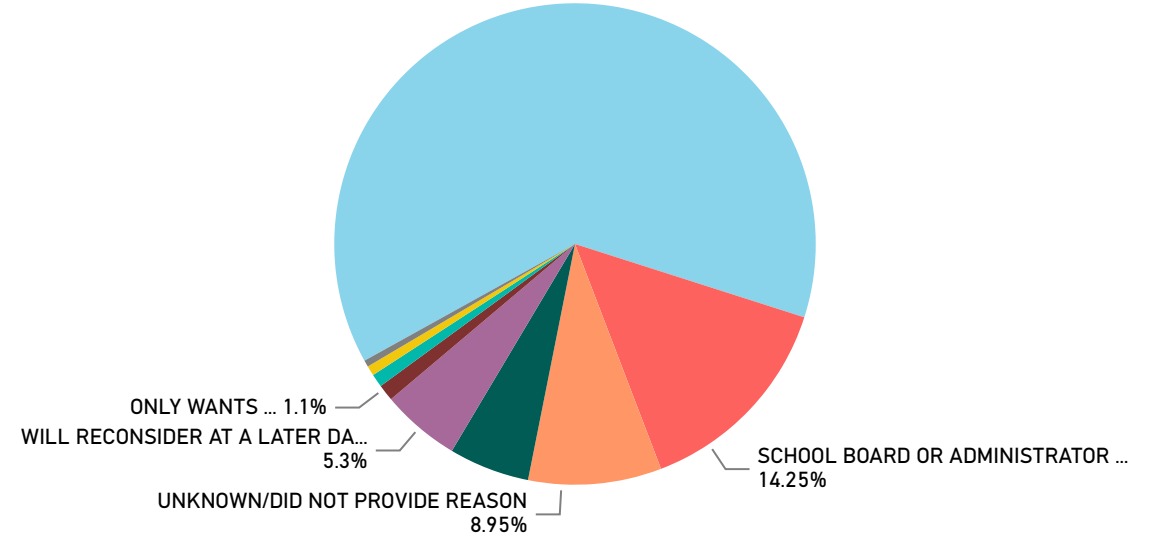
ONLY WANTS SERVICES IF EXTERNAL TO SCHOOL

- KEMP ISD
- MIDLOTHIAN ISD
- PREMIER HIGH SCHOOLS
- TEXAS COLLEGE PREPARATORY ACADEMIES

Decline Reason

- DECLINED SOME SCHOOLS IN DISTRICT
- ETHICAL CONCERN
- HAS EXISTING MENTAL HEALTH PROVIDERS
- INADEQUATE HOURS FOR SERVICES
- LACK OF STAFF OR SPACE RESOURCES
- ONLY WANTS SERVICES IF EXTERNAL TO SC...
- SCHOOL BOARD OR ADMINISTRATOR DEC...
- UNKNOWN/DID NOT PROVIDE REASON
- WILL RECONSIDER AT A LATER DATE

HAS EXISTING MENTAL HEALTH PROVIDERS
62.98%



Impact of ISD Decline - Count of Schools by ESC Region

