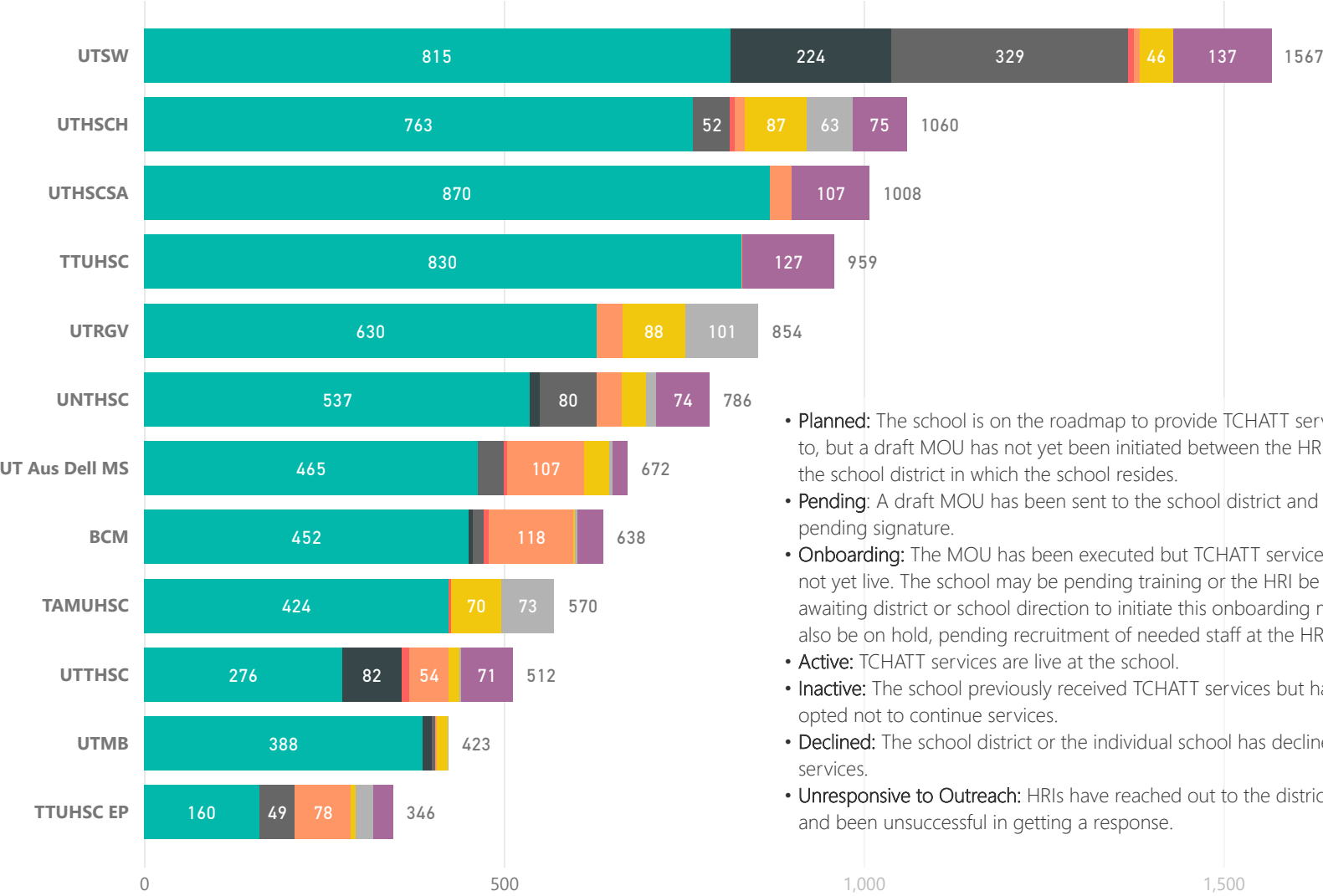




Texas Child Mental Health Care Consortium

TCHATT Rollout Status

TCHATT Status for Campuses Grouped by Assigned Health Related Institution as of 7/31/24



STATUS ACTIVE DECLINED DECLINED - EXISTING MENTAL HEALTH ... INACTIVE ONBOARDING PENDING PLANNED UNRESPONSIVE TO OUTREACH

- **Planned:** The school is on the roadmap to provide TCHATT services to, but a draft MOU has not yet been initiated between the HRI and the school district in which the school resides.
- **Pending:** A draft MOU has been sent to the school district and is pending signature.
- **Onboarding:** The MOU has been executed but TCHATT services are not yet live. The school may be pending training or the HRI be awaiting district or school direction to initiate this onboarding may also be on hold, pending recruitment of needed staff at the HRI.
- **Active:** TCHATT services are live at the school.
- **Inactive:** The school previously received TCHATT services but has opted not to continue services.
- **Declined:** The school district or the individual school has declined services.
- **Unresponsive to Outreach:** HRIs have reached out to the district and been unsuccessful in getting a response.

This page includes only public/charter campus data

Active

6610

Planned

290

TCHATT Status Highlights
Campus Count

Onboarding

480

Inactive

40

Declined - Existing MH
Support

566

Pending MOU

399

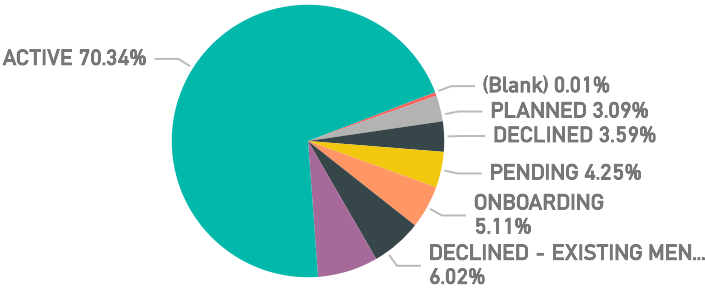
Unresponsive

674

Declined

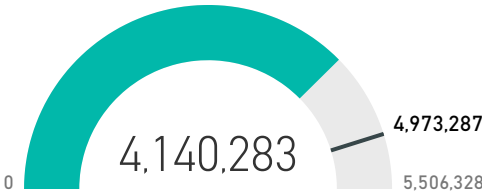
337

TCHATT Rollout Status for State



Student Population Covered

Active Declined Declined - Existing MH Support Inactive Remaining

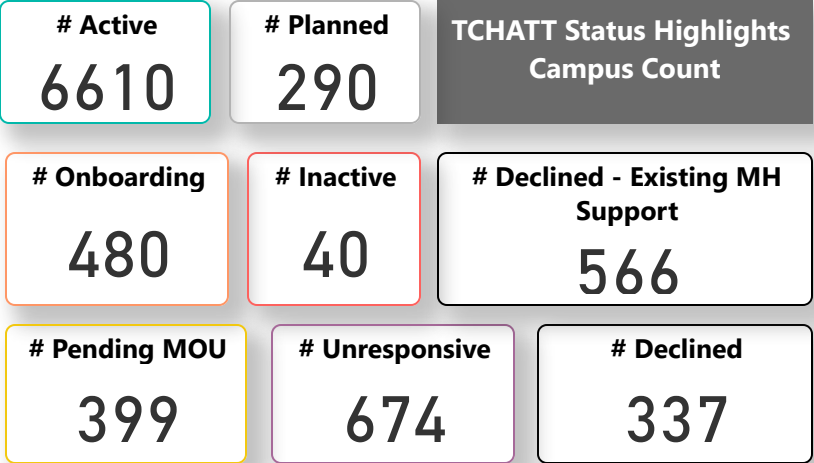


Target value = census for all schools less census of schools that have declined or are inactive

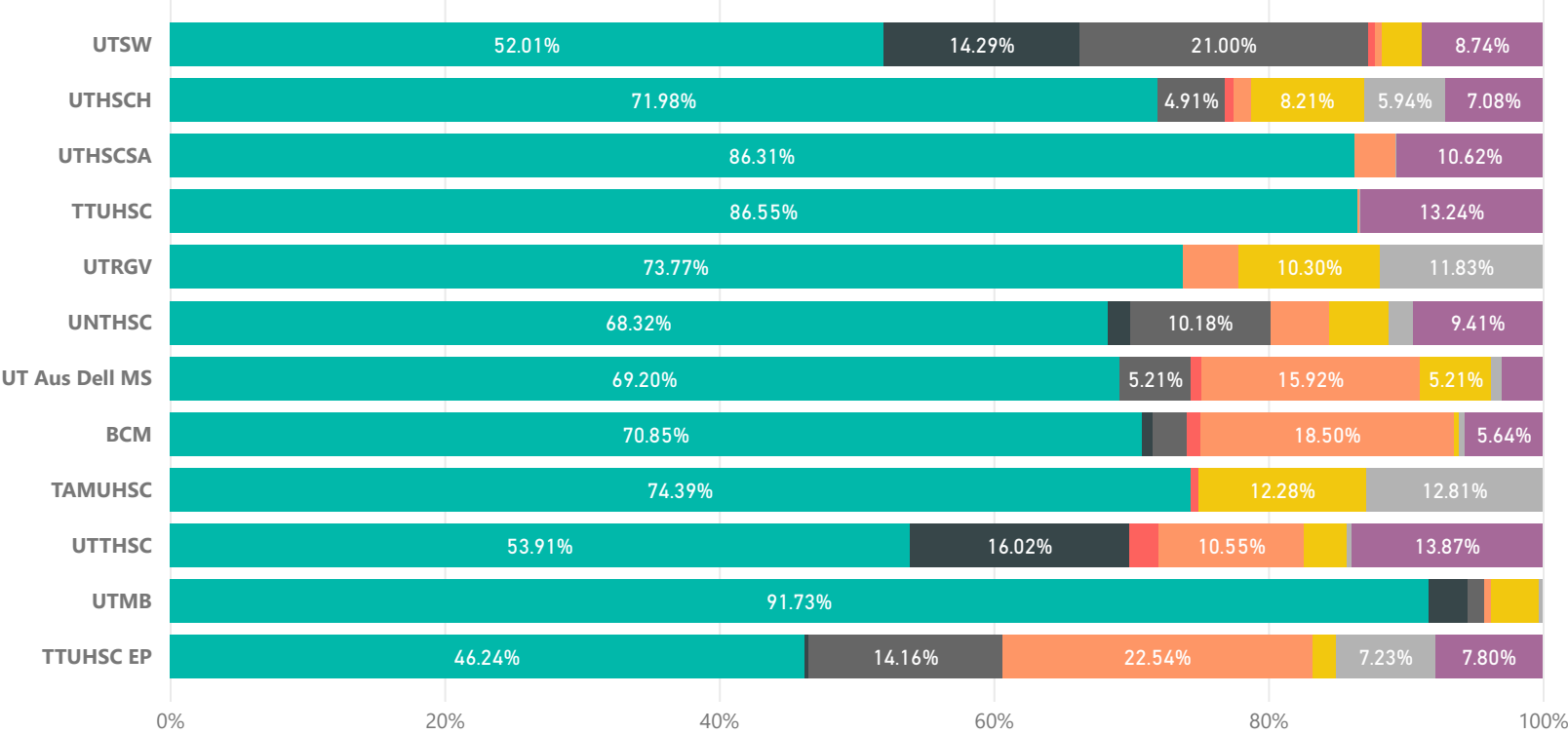


Texas Child Mental Health Care Consortium

TCHATT Rollout Status



TCHATT Status for Campuses Grouped by Assigned Health Related Institution as of 7/31/24

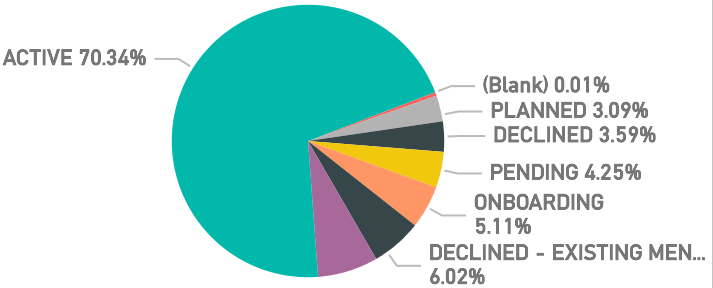


STATUS ● ACTIVE ● DECLINED ● DECLINED - EXISTING MENTAL HEALTH... ● INACTIVE ● ONBOARDING ● PENDING ● PLANNED ● UNRESPONSIVE TO OUTREACH

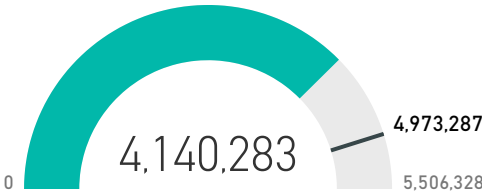
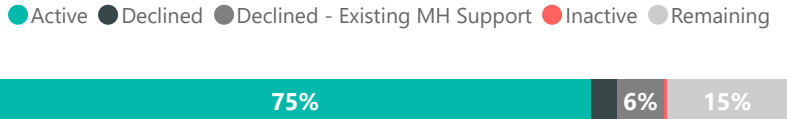
- Planned:** The school is on the roadmap to provide TCHATT services to, but a draft MOU has not yet been initiated between the HRI and the school district in which the school resides.
- Pending:** A draft MOU has been sent to the school district and is pending signature.
- Onboarding:** The MOU has been executed but TCHATT services are not yet live. The school may be pending training or the HRI be awaiting district or school direction to initiate this onboarding may also be on hold, pending recruitment of needed staff at the HRI.
- Active:** TCHATT services are live at the school.
- Inactive:** The school previously received TCHATT services but has opted not to continue services.
- Declined:** The school district or the individual school has declined services.
- Unresponsive to Outreach:** HRIs have reached out to the district and been unsuccessful in getting a response.

This page includes only public/charter campus data

TCHATT Rollout Status for State



Student Population Covered



Target value = census for all schools less census of schools that have declined or are inactive



Texas Child Mental Health Care Consortium

TCHAT Rollout Status

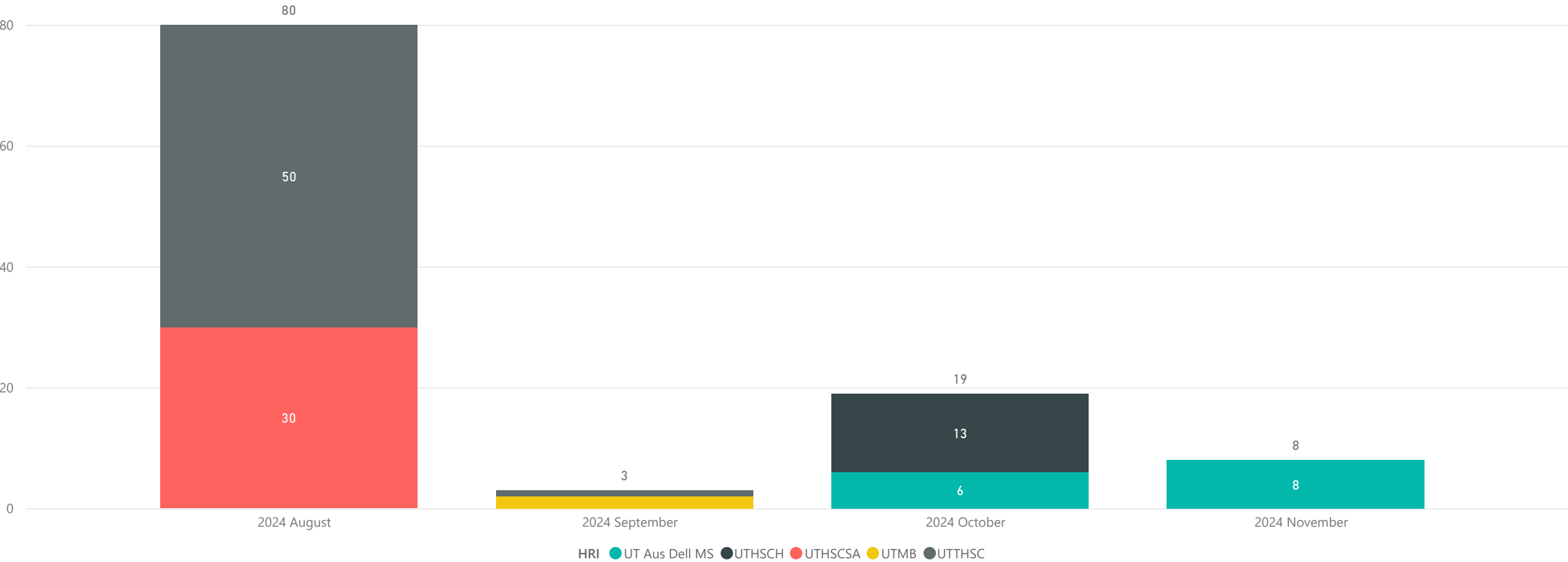
Schools with Onboarding Status

481

Onboarding Schools with
Planned Implementation Date

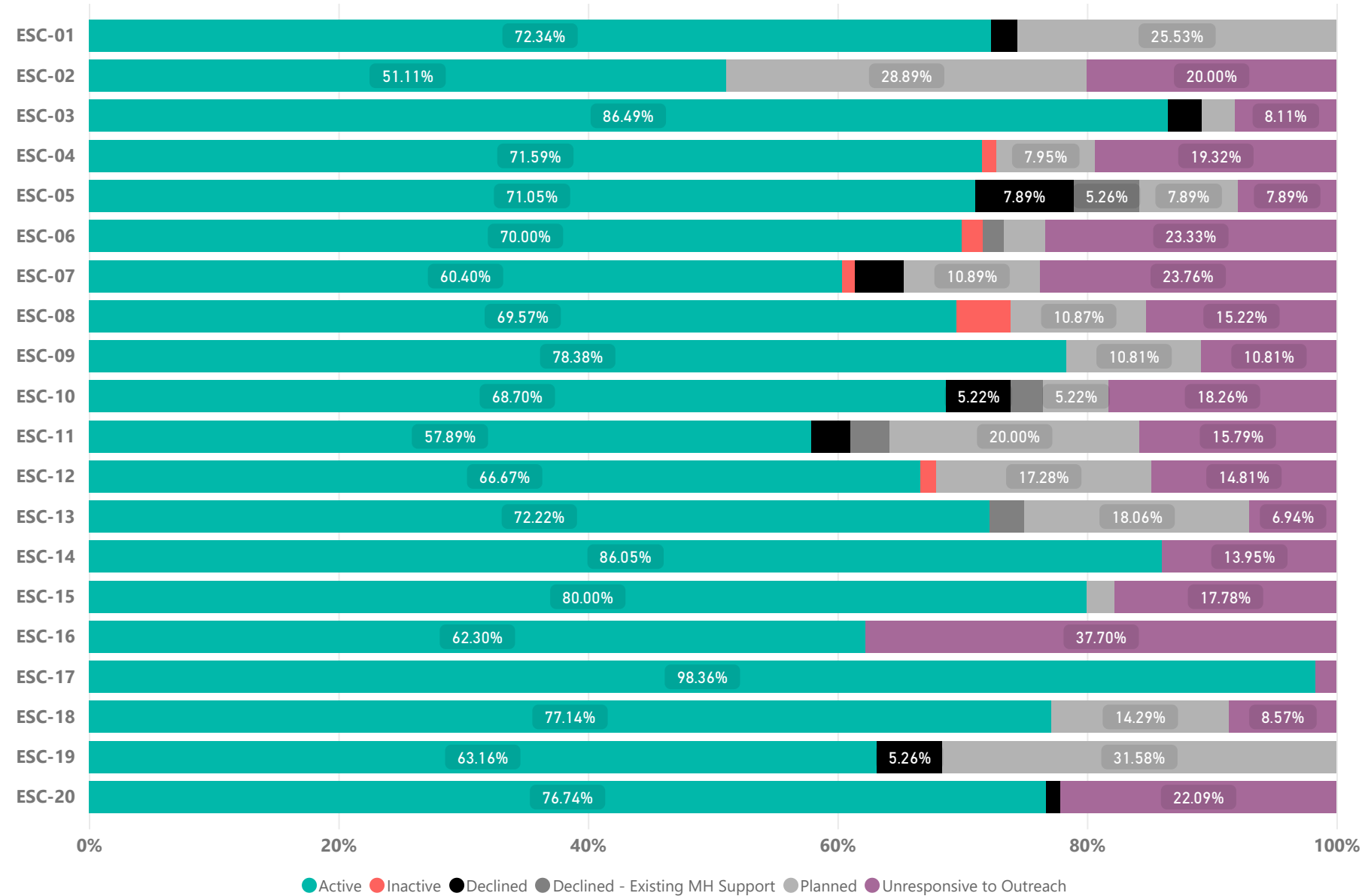
110

Planned Implementation Dates for Schools with Onboarding Status as of 7/31/24



NOTE: Not all schools with an Onboarding Status have a Planned Implementation Date. The HRI may be awaiting school or district direction to initiate this onboarding or the HRI may have paused the scheduling of the onboarding pending recruitment of additional staff at the HRI. Only public/charter schools with an implementation date are shown above.

TCHATT MOU Status for School Districts by ESC Region as of 7/31/24



Active Districts

859

Districts Declined

20

Districts Inactive

6

Declined - Existing MH Support

11

Unresponsive

194

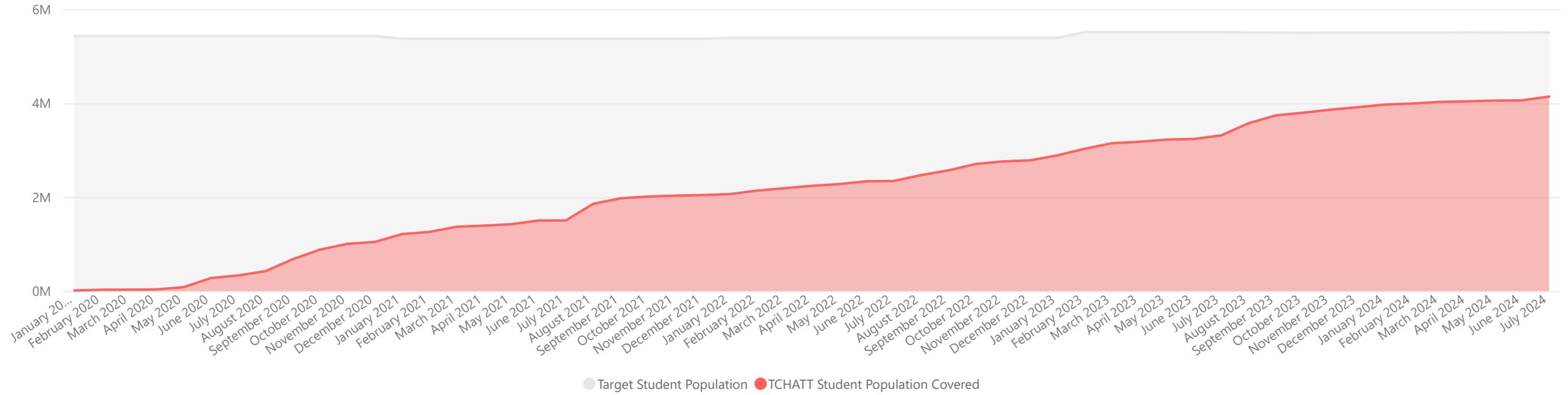
of Remaining Planned Districts

122

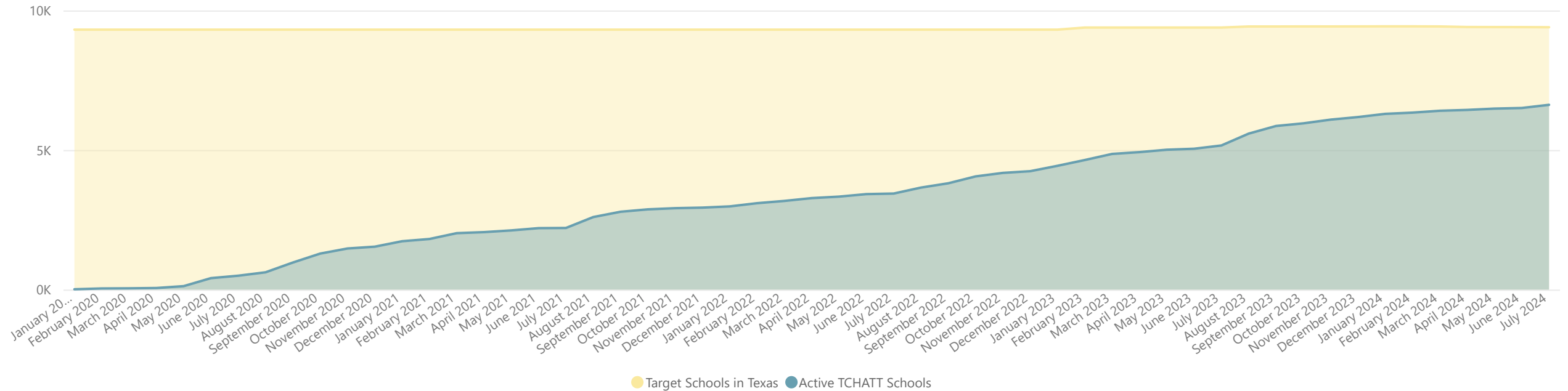
ESC #	Sum of Number of Active Districts	# of Planned School Districts
ESC-01	34	12
ESC-02	23	13
ESC-03	32	1
ESC-04	63	7
ESC-05	27	3
ESC-06	42	2
ESC-07	61	11
ESC-08	32	5
ESC-09	29	4
ESC-10	79	6
ESC-11	55	19
ESC-12	54	14
ESC-13	52	13
ESC-14	37	0
ESC-15	36	1
ESC-16	38	0
ESC-17	60	0
ESC-18	27	5
ESC-19	12	6
ESC-20	66	0
Total	859	122

Note: In the above graphic, if a district has at least one campus within its district with an Active TCHATT program, that district has been counted as Active. Planned status also includes districts that are Pending or in an Onboarding status. This page includes only public/charter district data.

Growth of Student Population Covered by TCHATT Over Time



Growth of Schools Covered by TCHATT Over Time



Reasons Provided by Districts for Declining TCHATT Services

(as of 7/31/24)

