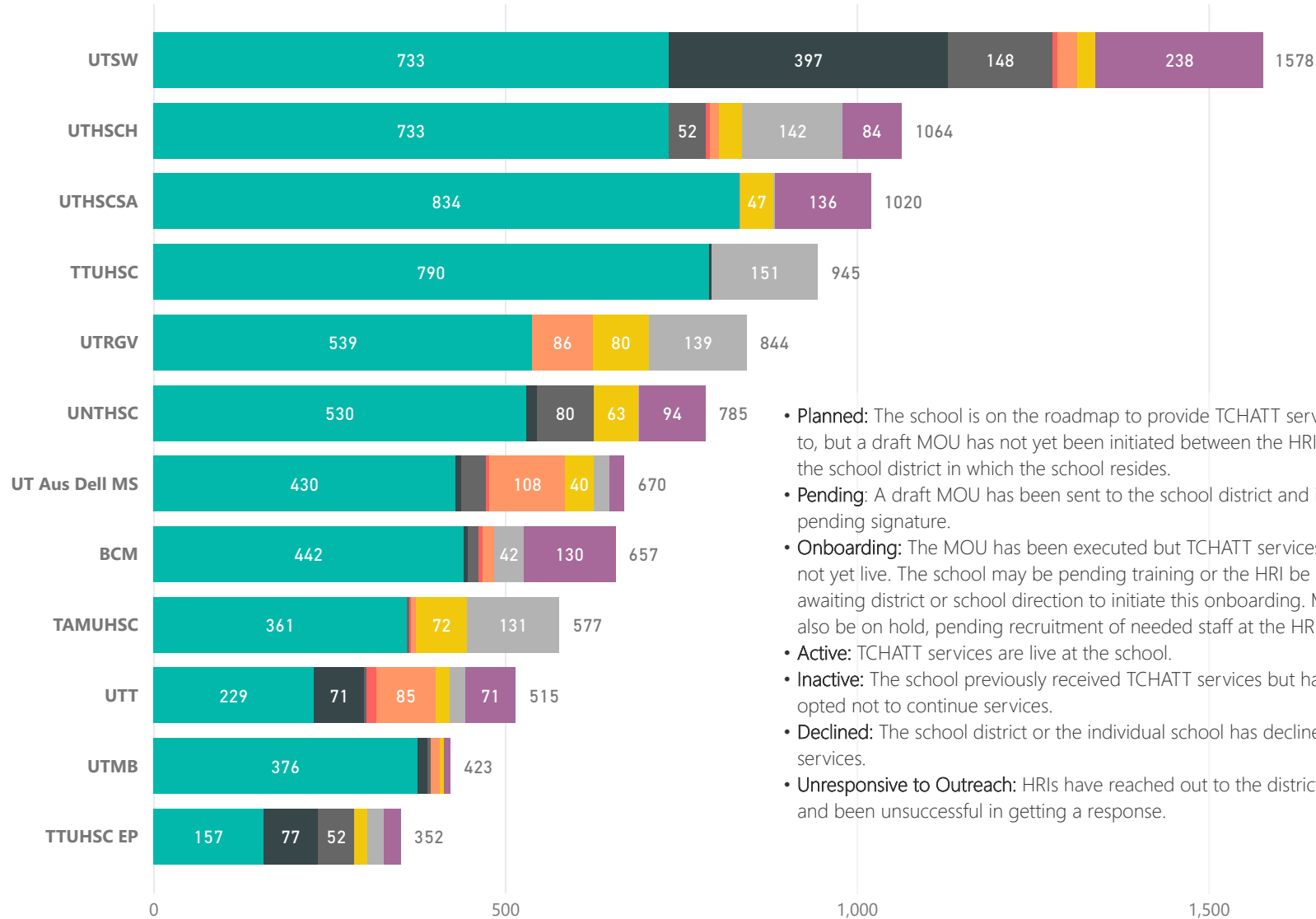




Texas Child Mental Health Care Consortium

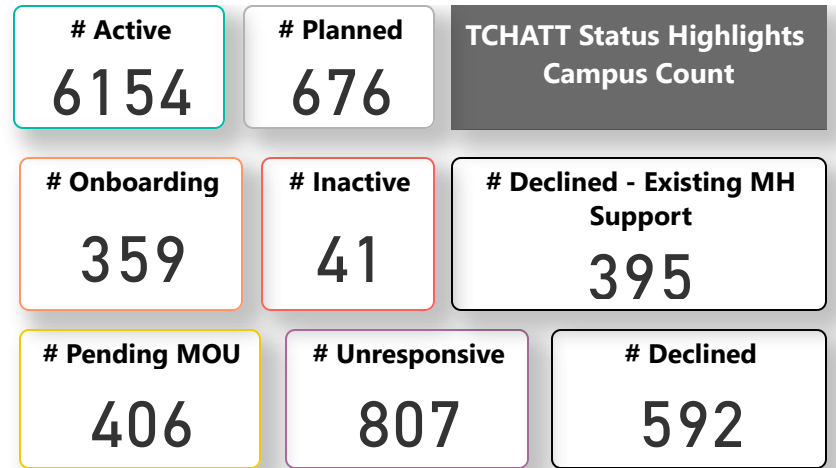
TCHATT Rollout Status

TCHATT Status for Campuses Grouped by Assigned Health Related Institution as of 12/31/23

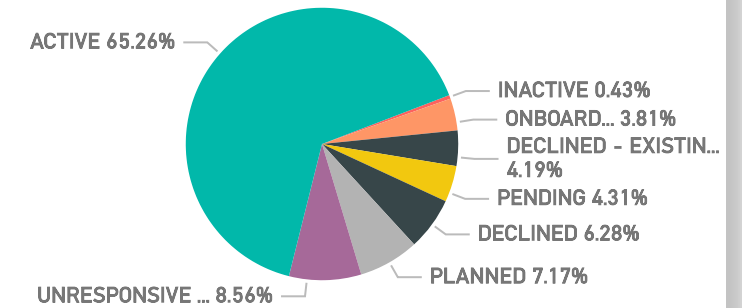


- **Planned:** The school is on the roadmap to provide TCHATT services to, but a draft MOU has not yet been initiated between the HRI and the school district in which the school resides.
- **Pending:** A draft MOU has been sent to the school district and is pending signature.
- **Onboarding:** The MOU has been executed but TCHATT services are not yet live. The school may be pending training or the HRI be awaiting district or school direction to initiate this onboarding. May also be on hold, pending recruitment of needed staff at the HRI.
- **Active:** TCHATT services are live at the school.
- **Inactive:** The school previously received TCHATT services but has opted not to continue services.
- **Declined:** The school district or the individual school has declined services.
- **Unresponsive to Outreach:** HRIs have reached out to the district and been unsuccessful in getting a response.

STATUS ● ACTIVE ● DECLINED ● DECLINED - EXISTING MENTAL HEALTH ... ● INACTIVE ● ONBOARDING ● PENDING ● PLANNED ● UNRESPONSIVE TO OUTREACH

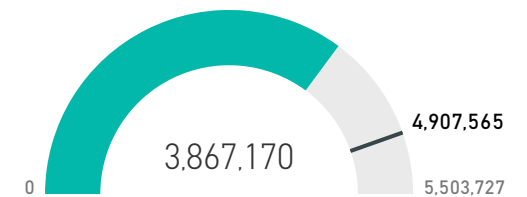


TCHATT Rollout Status for State



Student Population Covered

● Active ● Declined ● Declined - Existing MH Support ● Inactive ● Remaining



Target value = census for all schools less census of schools that have declined or are inactive



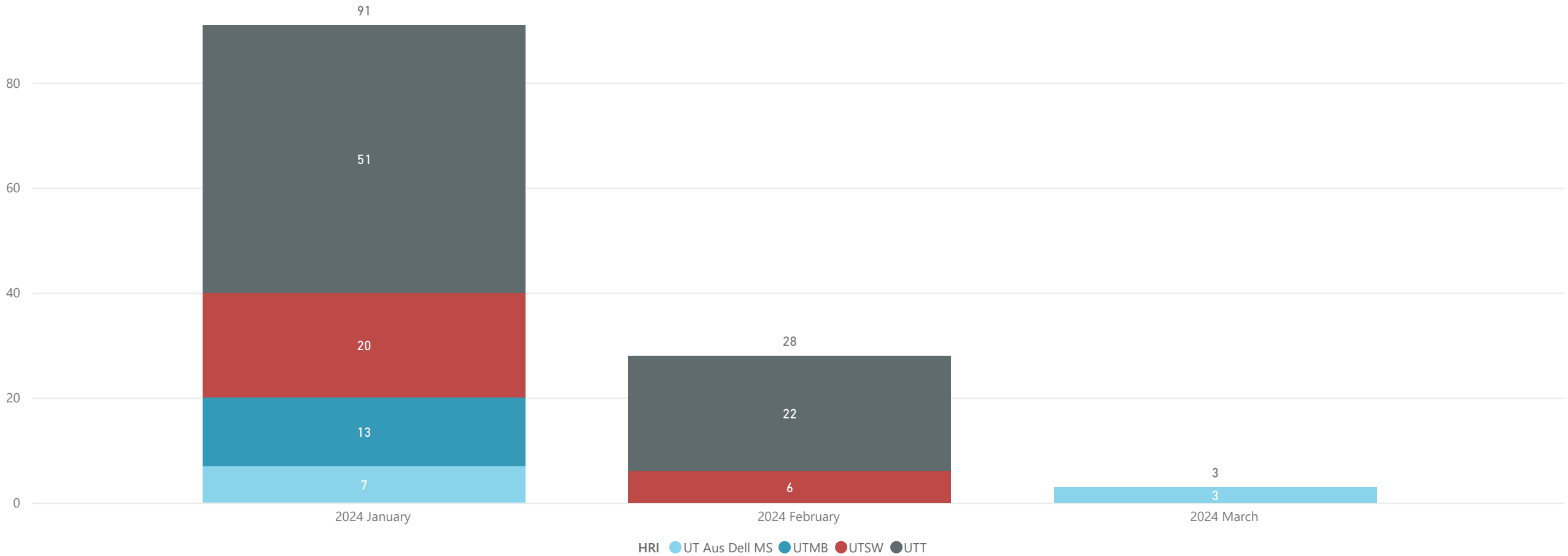
Texas Child Mental Health Care Consortium

TCHATT Rollout Status

Schools with Onboarding Status
359

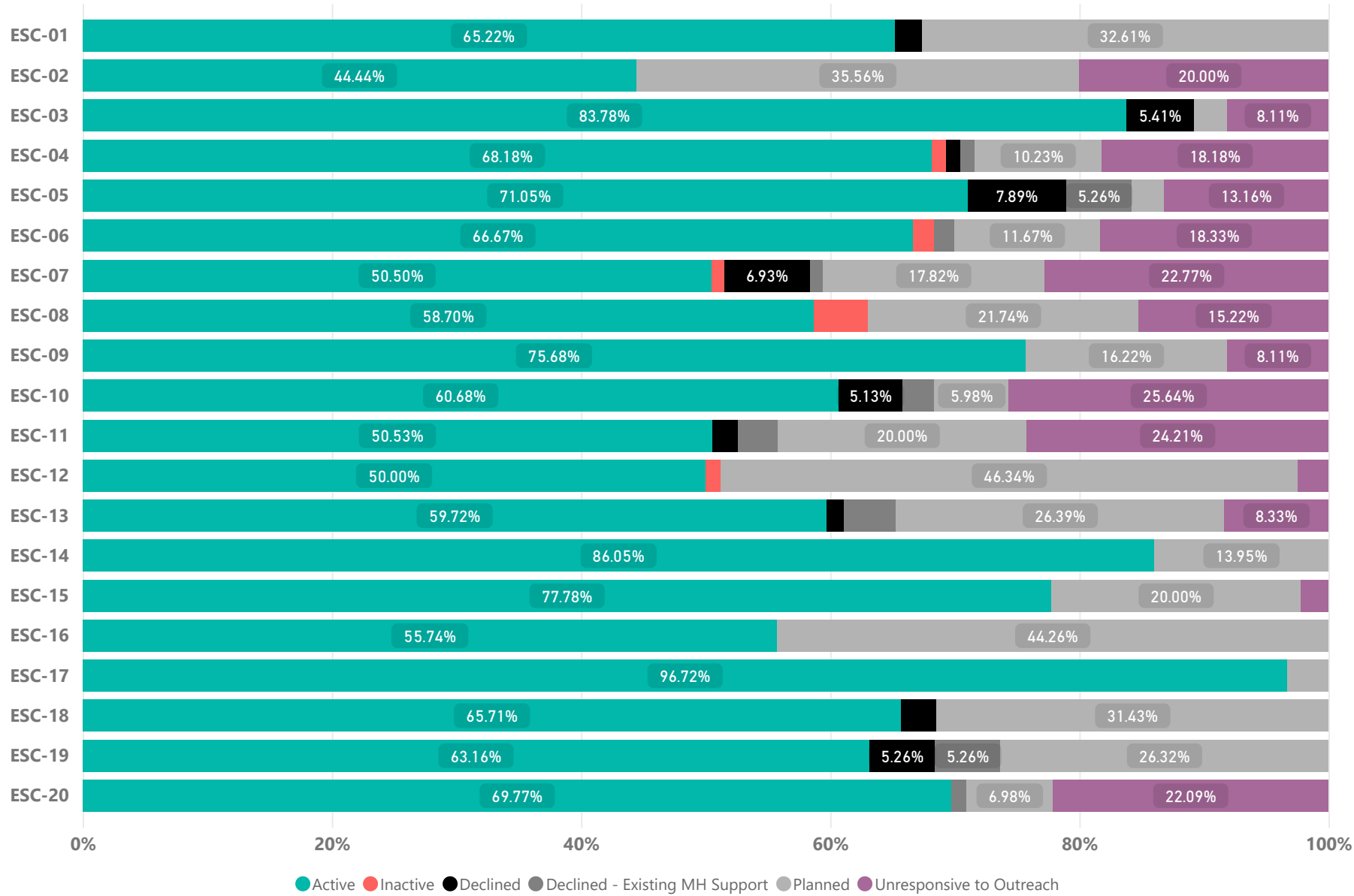
Onboarding Schools with
Planned Implementation Date
122

Planned Implementation Dates for Schools with Onboarding Status as of 12/31/23



NOTE: Not all schools with an Onboarding Status have a Planned Implementation Date. The HRI may be awaiting school or district direction to initiate this onboarding or the HRI may have paused the scheduling of the onboarding pending recruitment of additional staff at the HRI. Only those with an implementation date are shown above.

TCHATT MOU Status for School Districts by ESC Region as of 12/31/23



Active Districts
777

Districts Declined
25

Districts Inactive
6

Declined - Existing MH Support
16

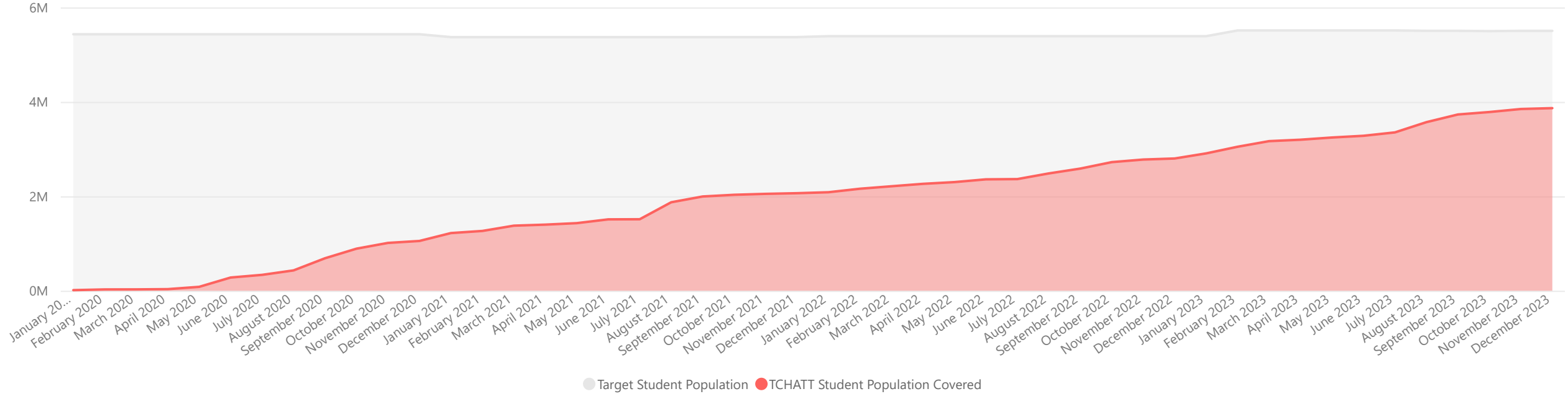
Unresponsive
158

of Remaining Planned Districts
232

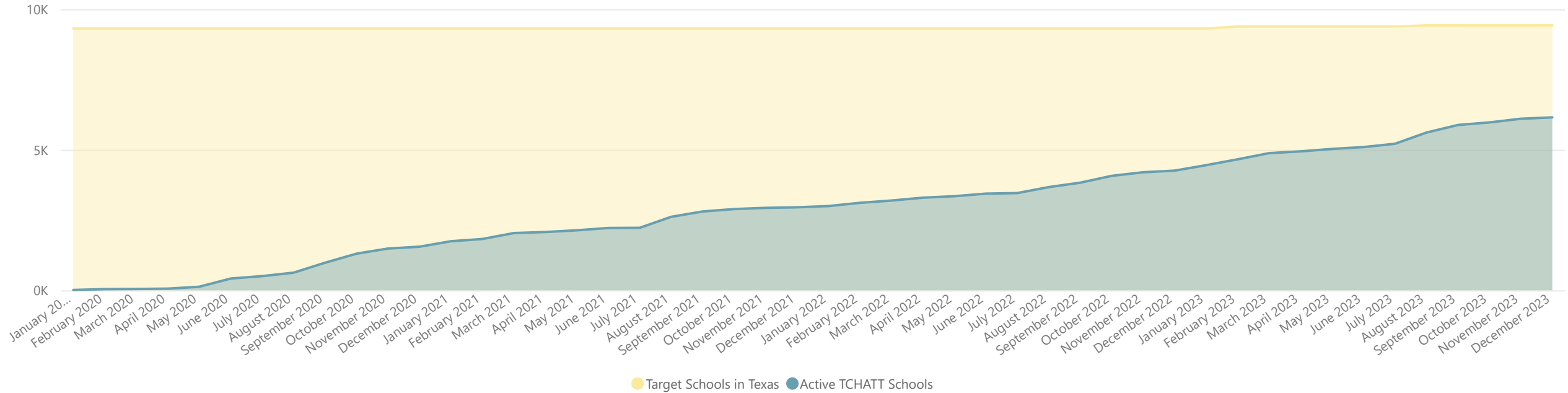
ESC #	Sum of Number of Active Districts	# of Planned School Districts
ESC-01	30	15
ESC-02	20	16
ESC-03	31	1
ESC-04	60	9
ESC-05	27	1
ESC-06	40	7
ESC-07	51	18
ESC-08	27	10
ESC-09	28	6
ESC-10	71	7
ESC-11	48	19
ESC-12	41	38
ESC-13	43	19
ESC-14	37	6
ESC-15	35	9
ESC-16	34	27
ESC-17	59	2
ESC-18	23	11
ESC-19	12	5
ESC-20	60	6
Total	777	232

Note: In the above graphic, if a district has at least one campus within its district with an Active TCHATT program, that district has been counted as Active. Planned status also includes those districts that are Pending or in an Onboarding status.

Growth of Student Population Covered by TCHATT over Time



Growth of Schools Covered by TCHATT over Time



Reasons Provided by Districts for Declining TCHATT Services

(as of 12/31/23)

DECLINE REASON PROVIDED

HAS EXISTING MENTAL HEALTH PROVIDERS

ACADEMY FOR ACADEMIC EXCELLENCE
 ARLINGTON ISD
 BRIDGEPORT ISD
 CARROLLTON-FARMERS BRANCH ISD
 CEDAR HILL ISD
 COMMERCE ISD
 COMMUNITY ISD
 COPPELL ISD
 DENISON ISD
 DESOTO ISD
 EAST CHAMBERS ISD
 GARLAND ISD
 GREAT HEARTS TEXAS
 HOUSTON ISD
 KI CHARTER ACADEMY
 MCKINNEY ISD
 MINEOLA ISD
 PFLUGERVILLE ISD
 PILOT POINT ISD
 PLANO ISD
 PROSPER ISD
 TEXAS ACADEMY OF LEADERSHIP IN THE HUMANITIES
 THORNDALE ISD
 WILLIS ISD
 WYLIE ISD
 YSLETA ISD

WILL RECONSIDER AT A LATER DATE

BULLARD ISD
 HORIZON MONTESSORI PUBLIC SCHOOLS
 KILGORE ISD
 LINDALE ISD
 MARSHALL ISD
 MOUNT PLEASANT ISD
 NEW DIANA ISD
 SPRING HILL ISD
 SULPHUR SPRINGS ISD
 TEKOA ACADEMY OF ACCELERATED STUDIES
 STEM SCHOOL
 TROUP ISD
 TYLER ISD

DECLINE REASON PROVIDED

HAS EXISTING TELEHEALTH OR APP

PLANO ISD
SCHOOL BOARD OR ADMINISTRATOR DECLINED
 AZLE ISD
 MUENSTER ISD
 PLANO ISD
 PRINCETON ISD

UNKNOWN/DID NOT PROVIDE REASON

ALLEN ISD
 BELLS ISD
 BONHAM ISD
 CARROLLTON-FARMERS BRANCH ISD
 COMMUNITY ISD
 DALLAS ISD
 DENISON ISD
 DENTON ISD
 DUNCANVILLE ISD
 EL PASO ISD
 GARLAND ISD
 GREENVILLE ISD
 GREENWOOD ISD
 JARRELL ISD
 KEMP ISD
 LANCASTER ISD
 MCKINNEY ISD
 PREMIER HIGH SCHOOLS
 PRINCETON ISD
 PROSPER ISD
 RICHARDSON ISD
 SHERMAN ISD
 SUNNYVALE ISD
 TATUM ISD
 UPLIFT EDUCATION
 WODEN ISD

DECLINE REASON PROVIDED

DECLINED SOME SCHOOLS IN DISTRICT

CHAPEL HILL ISD
 DALLAS ISD
 DENISON ISD
 PINE TREE ISD

ETHICAL CONCERN

WEST RUSK COUNTY CONSOLIDATED ISD

INADEQUATE HOURS FOR SERVICES

SILSBEE ISD

LACK OF STAFF OR SPACE RESOURCES

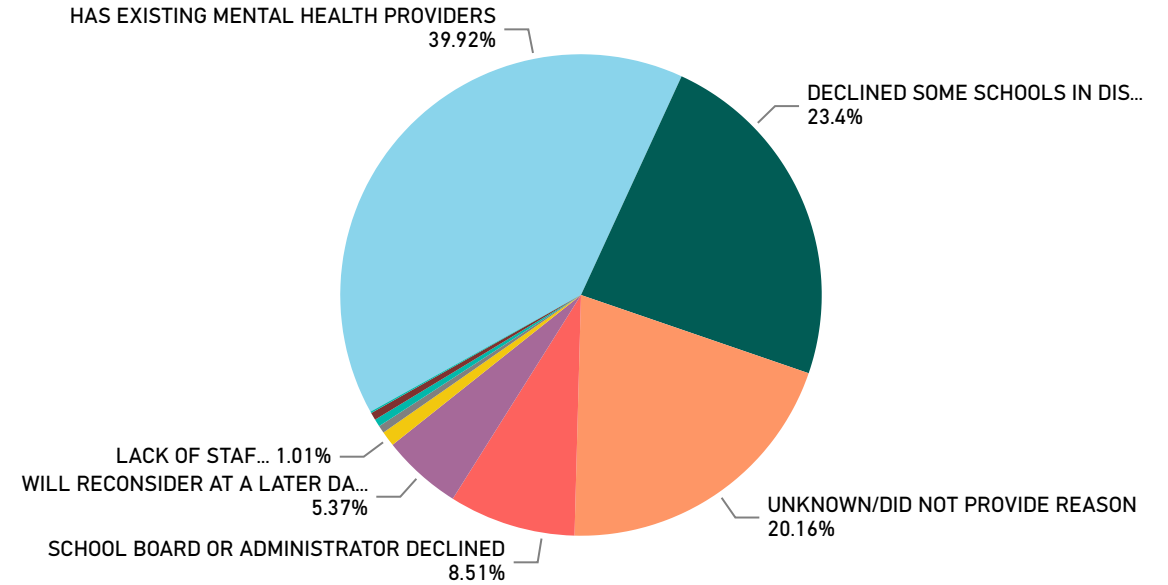
MATAGORDA ISD
 MELISSA ISD
 SABINE PASS ISD
 TEXAS COLLEGE PREPARATORY ACADEMIES
 WHARTON ISD

ONLY WANTS SERVICES IF EXTERNAL TO SCHOOL

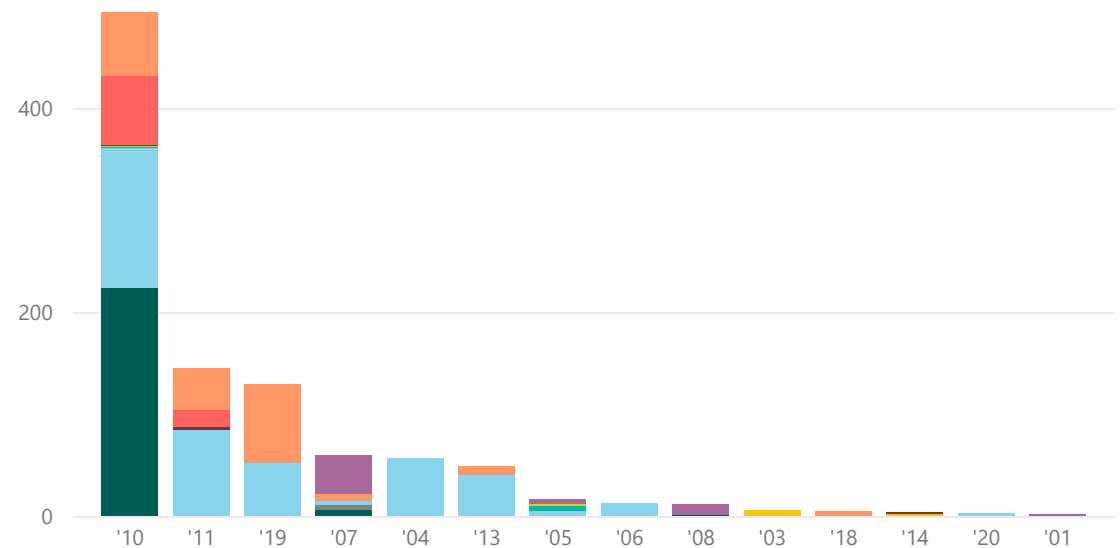
MIDLOTHIAN ISD
 PREMIER HIGH SCHOOLS
 TEXAS COLLEGE PREPARATORY ACADEMIES

Decline Reason

- DECLINED SOME SCHOOLS IN DISTRICT
- ETHICAL CONCERN
- HAS EXISTING MENTAL HEALTH PROVIDERS
- HAS EXISTING TELEHEALTH OR APP
- INADEQUATE HOURS FOR SERVICES
- LACK OF STAFF OR SPACE RESOURCES
- ONLY WANTS SERVICES IF EXTERNAL TO SC...
- SCHOOL BOARD OR ADMINISTRATOR DEC...
- UNKNOWN/DID NOT PROVIDE REASON
- WILL RECONSIDER AT A LATER DATE



Impact of ISD Decline - Count of Schools by ESC Region



Referrals by Month

9/1/2021 12/29/2023

Year ● 2021 ● 2022 ● 2023



Total Referrals

47,376

Enrolled

30,209

Open Referrals

1,350

No Response

11,496

Declined

2,770

Other

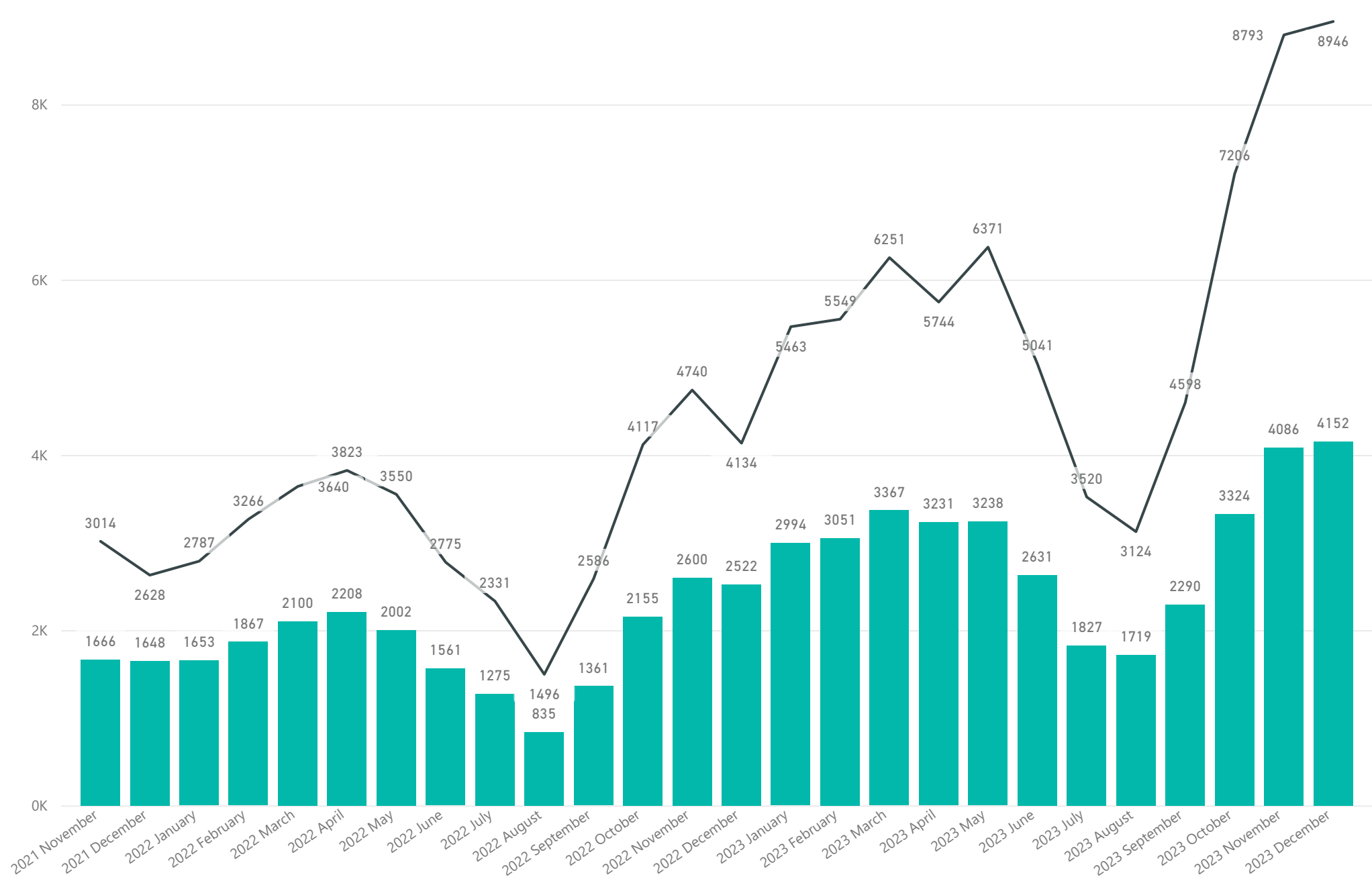
1,551

Enrolled and Archived

23,858

Students Served by Month and Corresponding Session Count

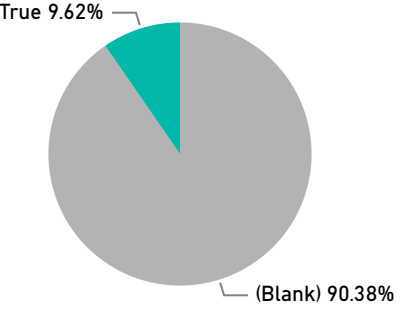
● Students Served ● Session Count



Session Date Timestamp ▼

11/1/2021 12/31/2023

Sessions Involving Med Management



Session Count

115,493

Unique Students Served

24,271

Students Receiving Med Mgmt Services

3,178