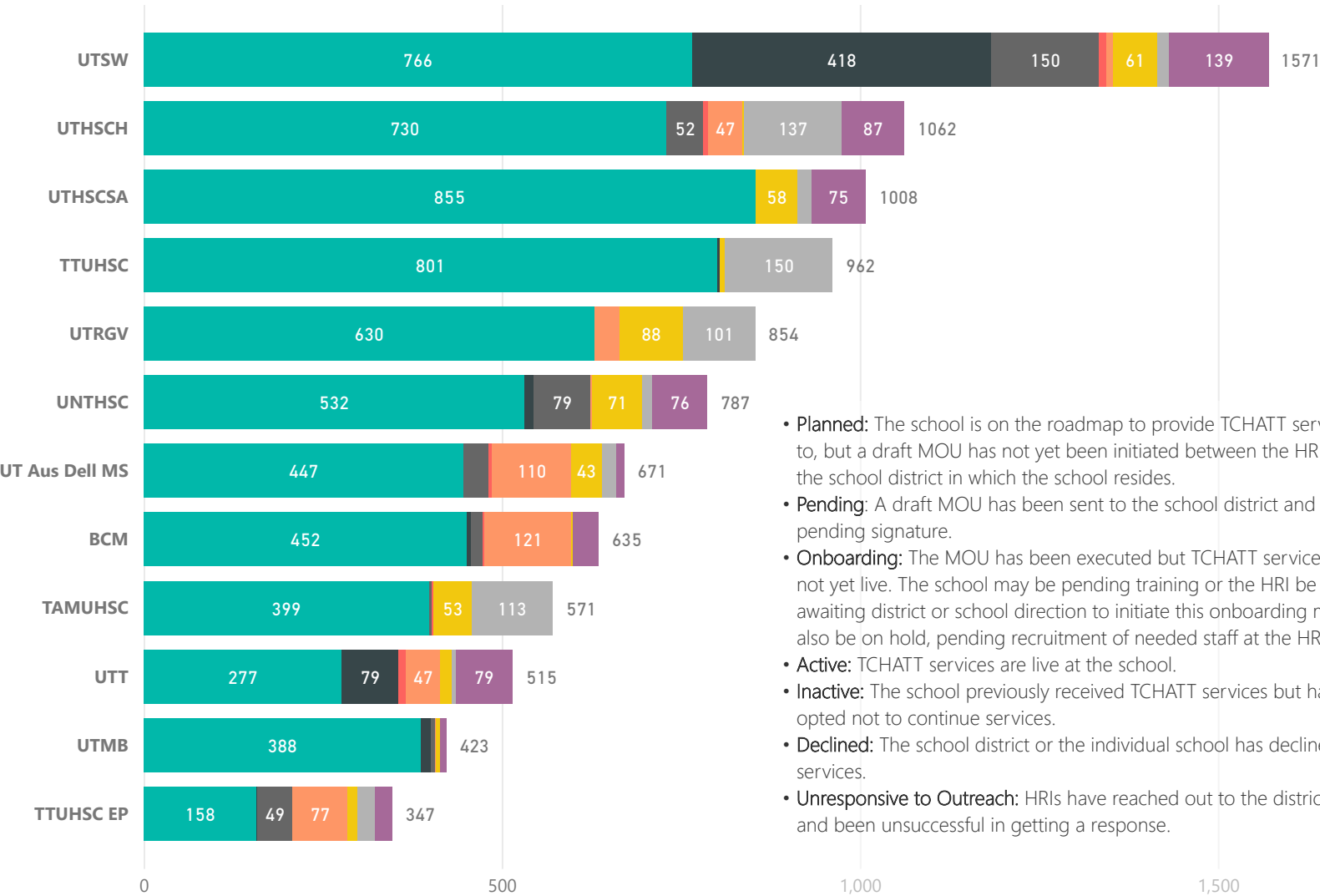




Texas Child Mental Health Care Consortium

TCHATT Rollout Status

TCHATT Status for Campuses Grouped by Assigned Health Related Institution as of 4/30/24



STATUS ● ACTIVE ● DECLINED ● DECLINED - EXISTING MENTAL HEALTH ... ● INACTIVE ● ONBOARDING ● PENDING ● PLANNED ● UNRESPONSIVE TO OUTREACH

- **Planned:** The school is on the roadmap to provide TCHATT services to, but a draft MOU has not yet been initiated between the HRI and the school district in which the school resides.
- **Pending:** A draft MOU has been sent to the school district and is pending signature.
- **Onboarding:** The MOU has been executed but TCHATT services are not yet live. The school may be pending training or the HRI be awaiting district or school direction to initiate this onboarding may also be on hold, pending recruitment of needed staff at the HRI.
- **Active:** TCHATT services are live at the school.
- **Inactive:** The school previously received TCHATT services but has opted not to continue services.
- **Declined:** The school district or the individual school has declined services.
- **Unresponsive to Outreach:** HRIs have reached out to the district and been unsuccessful in getting a response.

This page includes only public/charter campus data

Active

6435

Planned

601

TCHATT Status Highlights
Campus Count

Onboarding

451

Inactive

39

Declined - Existing MH
Support

389

Pending MOU

421

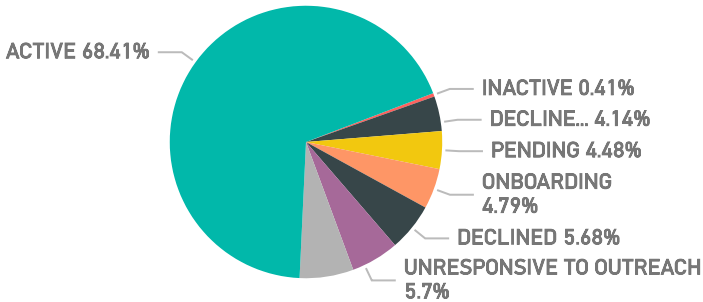
Unresponsive

536

Declined

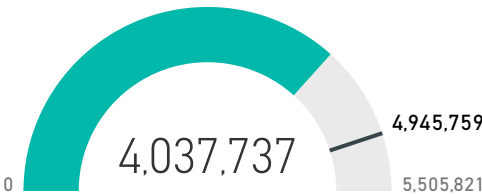
534

TCHATT Rollout Status for State



Student Population Covered

● Active ● Declined ● Declined - Existing MH Support ● Inactive ● Remaining



Target value = census for all schools less census of schools that have declined or are inactive



Texas Child Mental Health Care Consortium

TCHAT Rollout Status

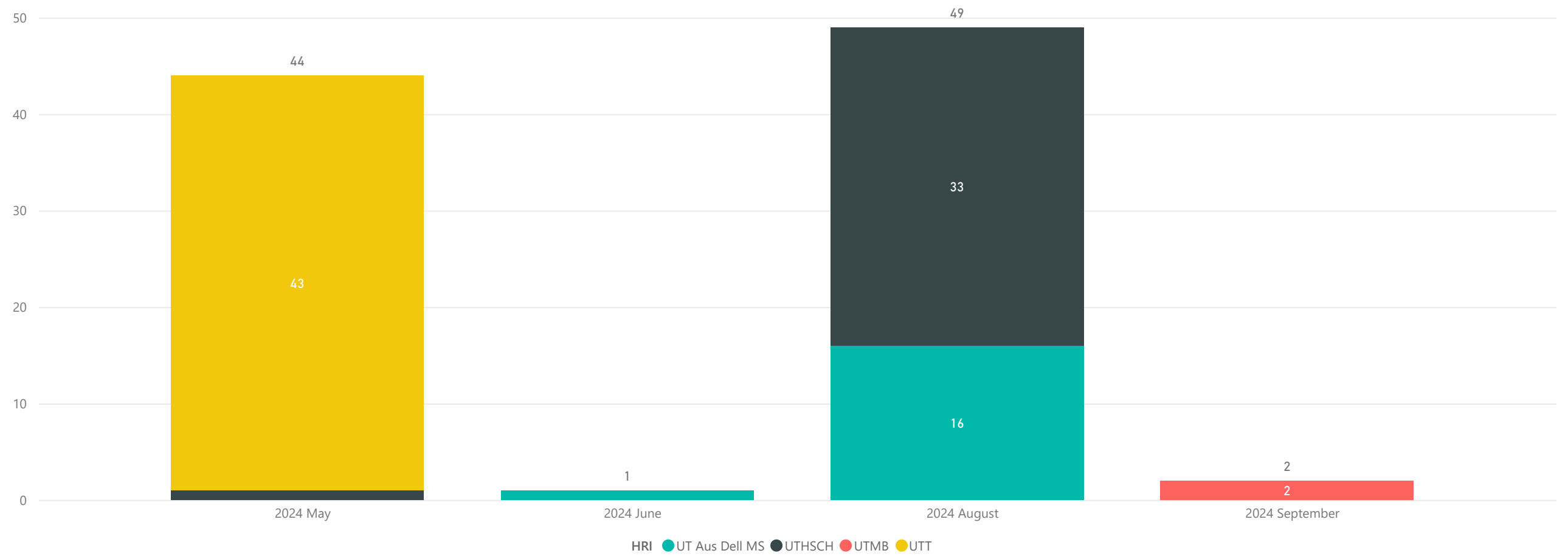
Schools with Onboarding Status

451

Onboarding Schools with
Planned Implementation Date

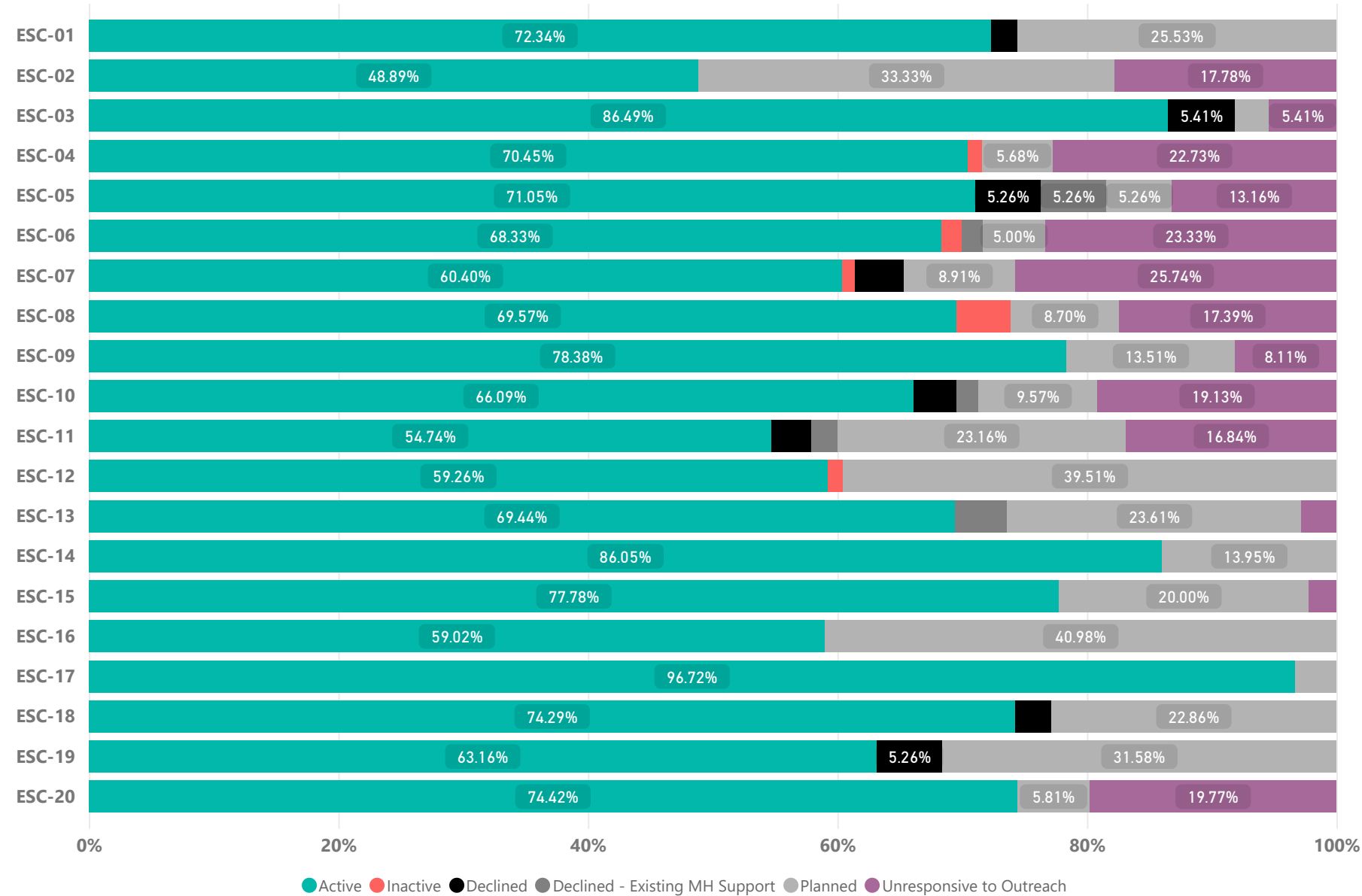
96

Planned Implementation Dates for Schools with Onboarding Status as of 4/30/24



NOTE: Not all schools with an Onboarding Status have a Planned Implementation Date. The HRI may be awaiting school or district direction to initiate this onboarding or the HRI may have paused the scheduling of the onboarding pending recruitment of additional staff at the HRI. Only public/charter schools with an implementation date are shown above.

TCHATT MOU Status for School Districts by ESC Region as of 4/30/24



Active Districts

835

Districts Declined

18

Districts Inactive

6

Declined - Existing MH Support

10

Unresponsive

144

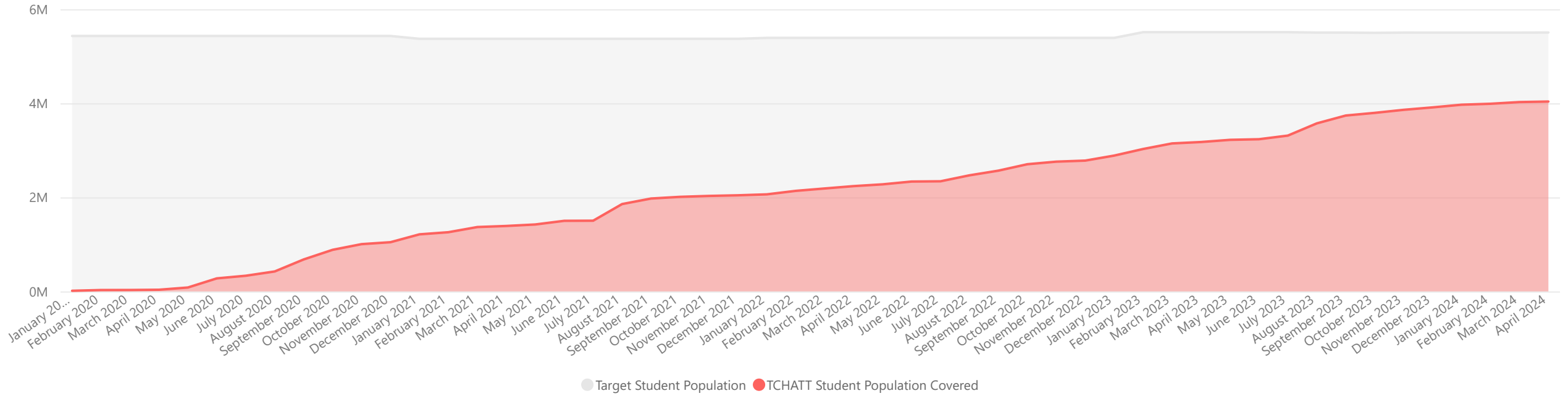
of Remaining Planned Districts

199

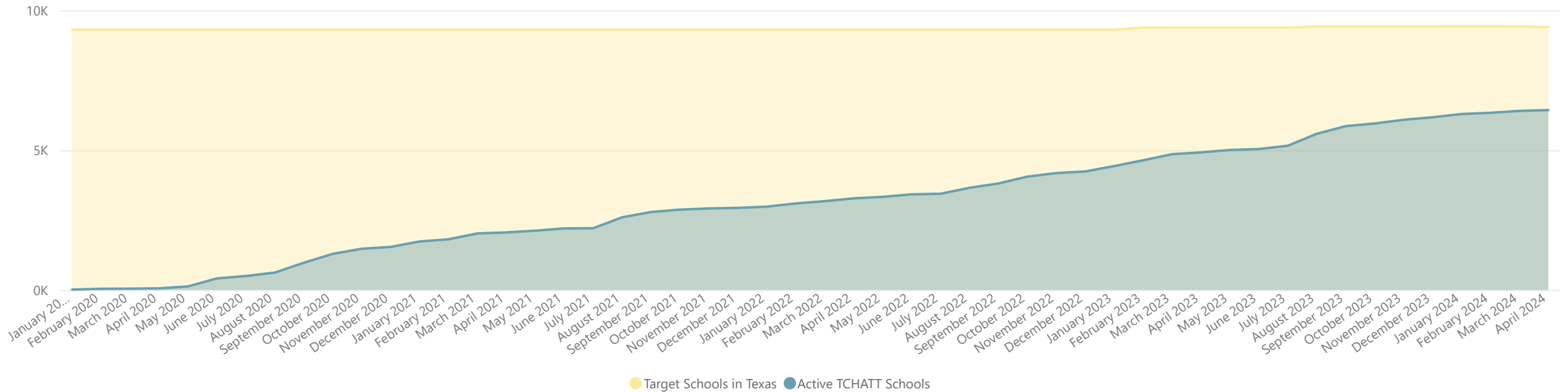
ESC #	Sum of Number of Active Districts	# of Planned School Districts
ESC-01	34	12
ESC-02	22	15
ESC-03	32	1
ESC-04	62	5
ESC-05	27	2
ESC-06	41	3
ESC-07	61	9
ESC-08	32	4
ESC-09	29	5
ESC-10	76	11
ESC-11	52	22
ESC-12	48	32
ESC-13	50	17
ESC-14	37	6
ESC-15	35	9
ESC-16	36	25
ESC-17	59	2
ESC-18	26	8
ESC-19	12	6
ESC-20	64	5
Total	835	199

Note: In the above graphic, if a district has at least one campus within its district with an Active TCHATT program, that district has been counted as Active. Planned status also includes districts that are Pending or in an Onboarding status. This page includes only public/charter district data.

Growth of Student Population Covered by TCHATT Over Time

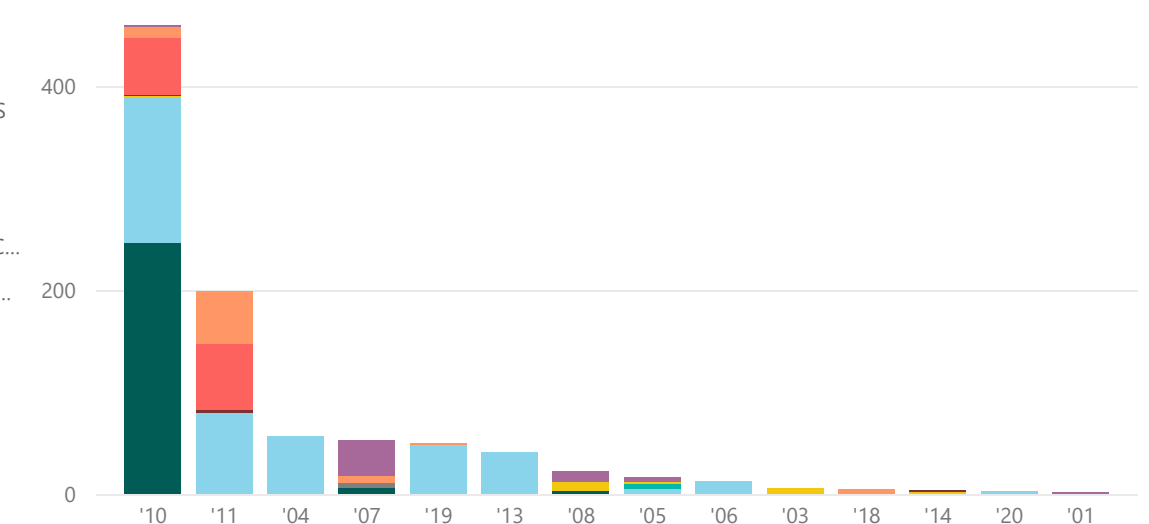


Growth of Schools Covered by TCHATT Over Time



(as of 4/30/24)

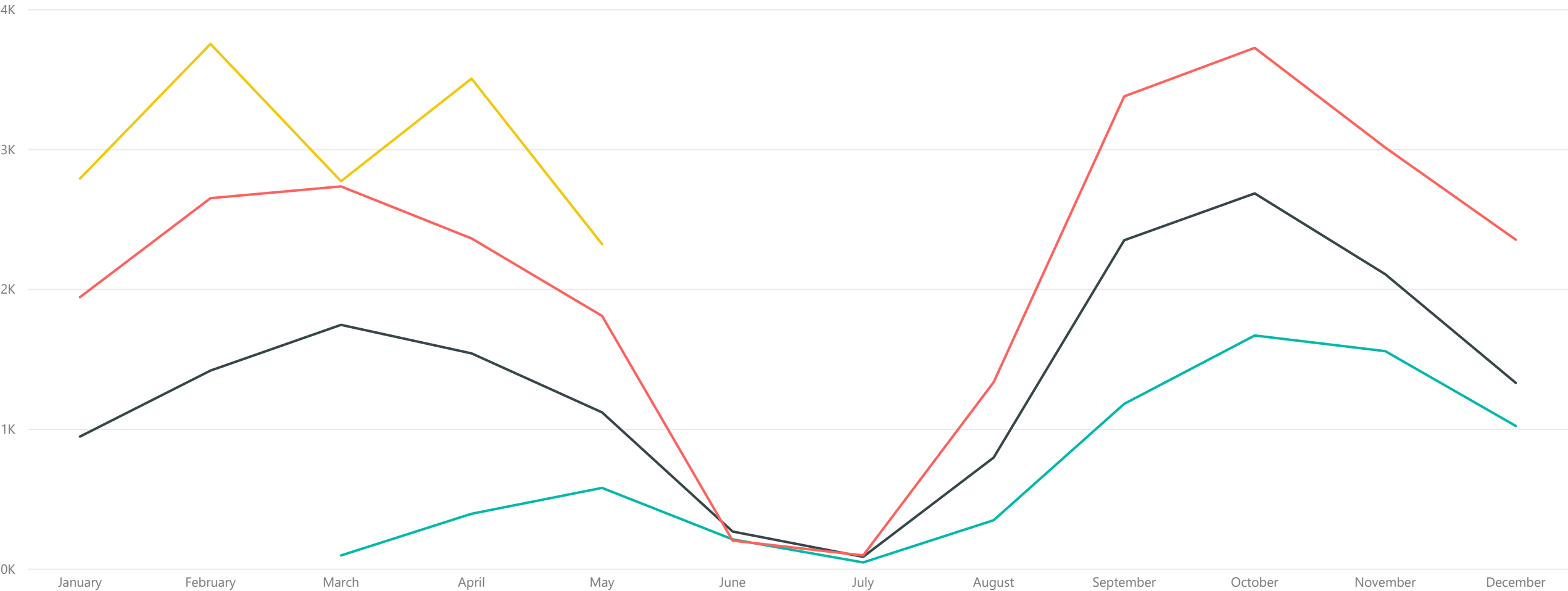
Impact of ISD Decline - Count of Schools by ESC Region



Data is preliminary and subject to change

Referrals by Month, September 2021 to May 2024

Year 2021 2022 2023 2024



Total Referrals

64,165

Enrolled

40,935

Open Referrals

1,000

No Response

15,250

Declined

5,020

Other

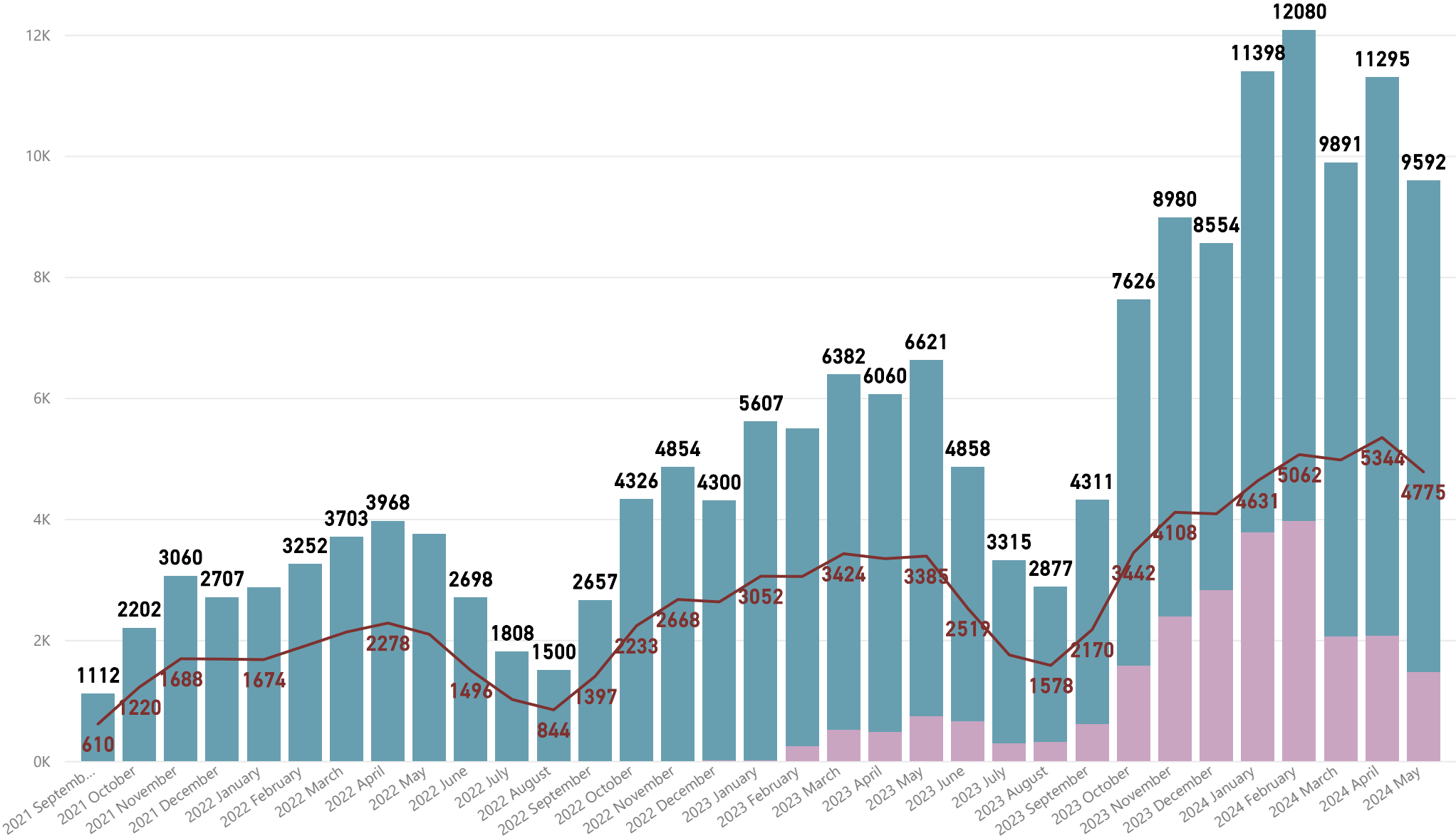
1,710

Enrolled and Archived

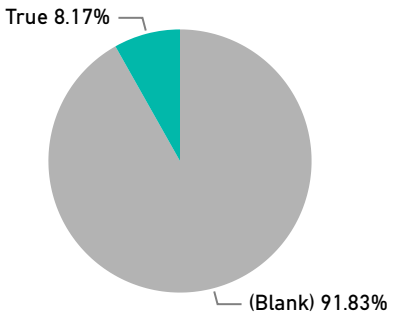
32,464

Students Served by Month and Corresponding Session Count, 9/1/2021 to 5/31/2024

Care Coordination Sessions Therapeutic Sessions Students Served



Sessions Involving Med Management



Session Count

173,697

Unique Students Served

33,106

Students Receiving Med Mgmt Services

3,968

Data is preliminary and subject to change. Increases in previously reported months are normal as the timing between sessions and data entry varies. Due to a change in data source, comparisons in this data should not be made with reports prior to March 2024. Care Coordination sessions began being tracked in February 2023.