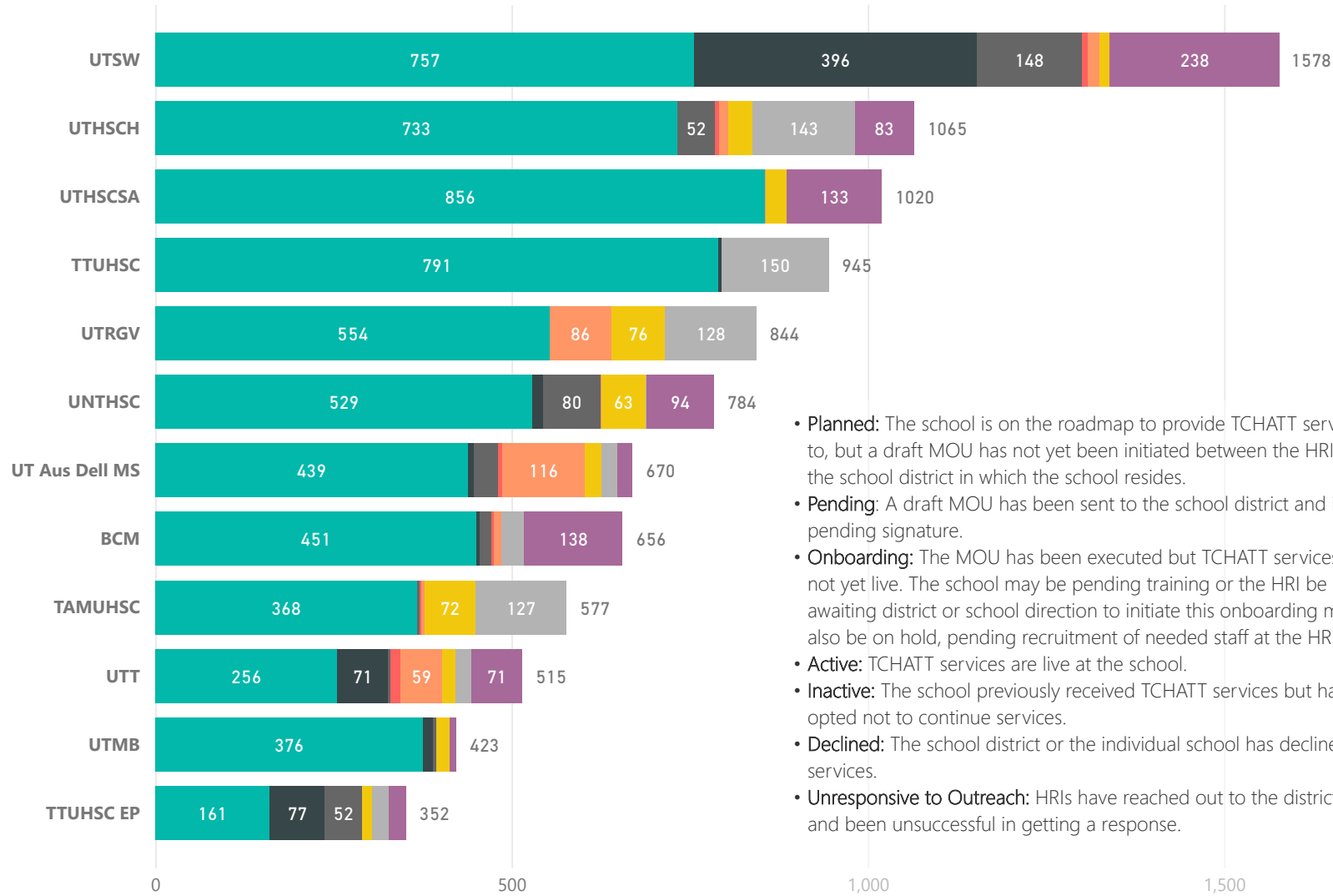




Texas Child Mental Health Care Consortium

TCHATT Rollout Status

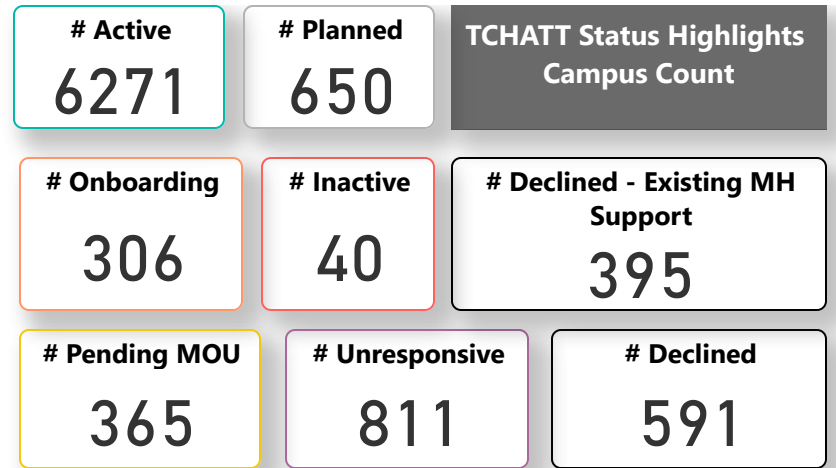
TCHATT Status for Campuses Grouped by Assigned Health Related Institution as of 1/31/24



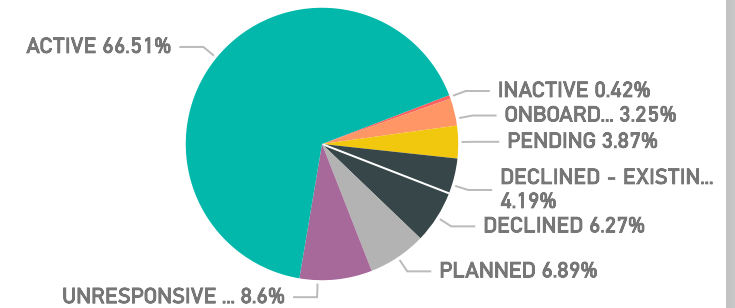
- **Planned:** The school is on the roadmap to provide TCHATT services to, but a draft MOU has not yet been initiated between the HRI and the school district in which the school resides.
- **Pending:** A draft MOU has been sent to the school district and is pending signature.
- **Onboarding:** The MOU has been executed but TCHATT services are not yet live. The school may be pending training or the HRI be awaiting district or school direction to initiate this onboarding may also be on hold, pending recruitment of needed staff at the HRI.
- **Active:** TCHATT services are live at the school.
- **Inactive:** The school previously received TCHATT services but has opted not to continue services.
- **Declined:** The school district or the individual school has declined services.
- **Unresponsive to Outreach:** HRIs have reached out to the district and been unsuccessful in getting a response.

STATUS ● ACTIVE ● DECLINED ● DECLINED - EXISTING MENTAL HEALTH ... ● INACTIVE ● ONBOARDING ● PENDING ● PLANNED ● UNRESPONSIVE TO OUTREACH

This page includes only public/charter campus data

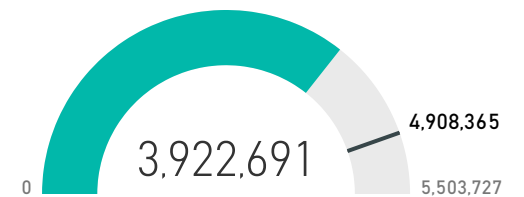


TCHATT Rollout Status for State



Student Population Covered

● Active ● Declined ● Declined - Existing MH Support ● Inactive ● Remaining



Target value = census for all schools less census of schools that have declined or are inactive

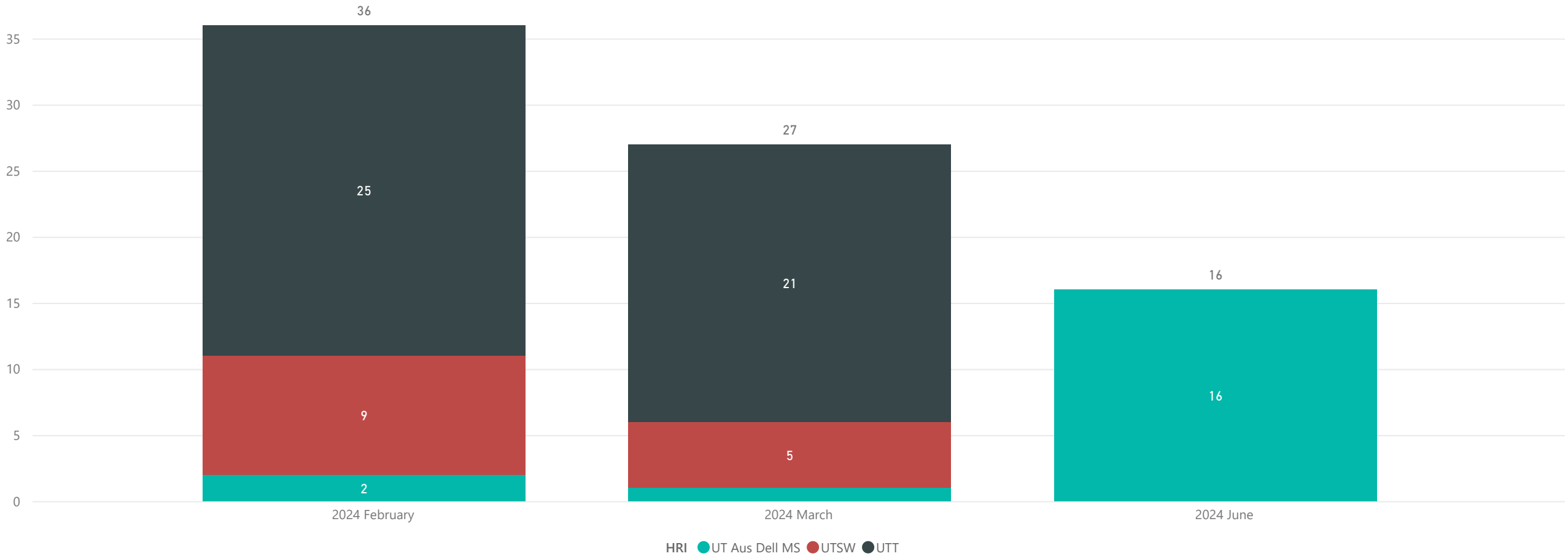


Texas Child Mental Health Care Consortium TCHAT Rollout Status

Schools with Onboarding Status
306

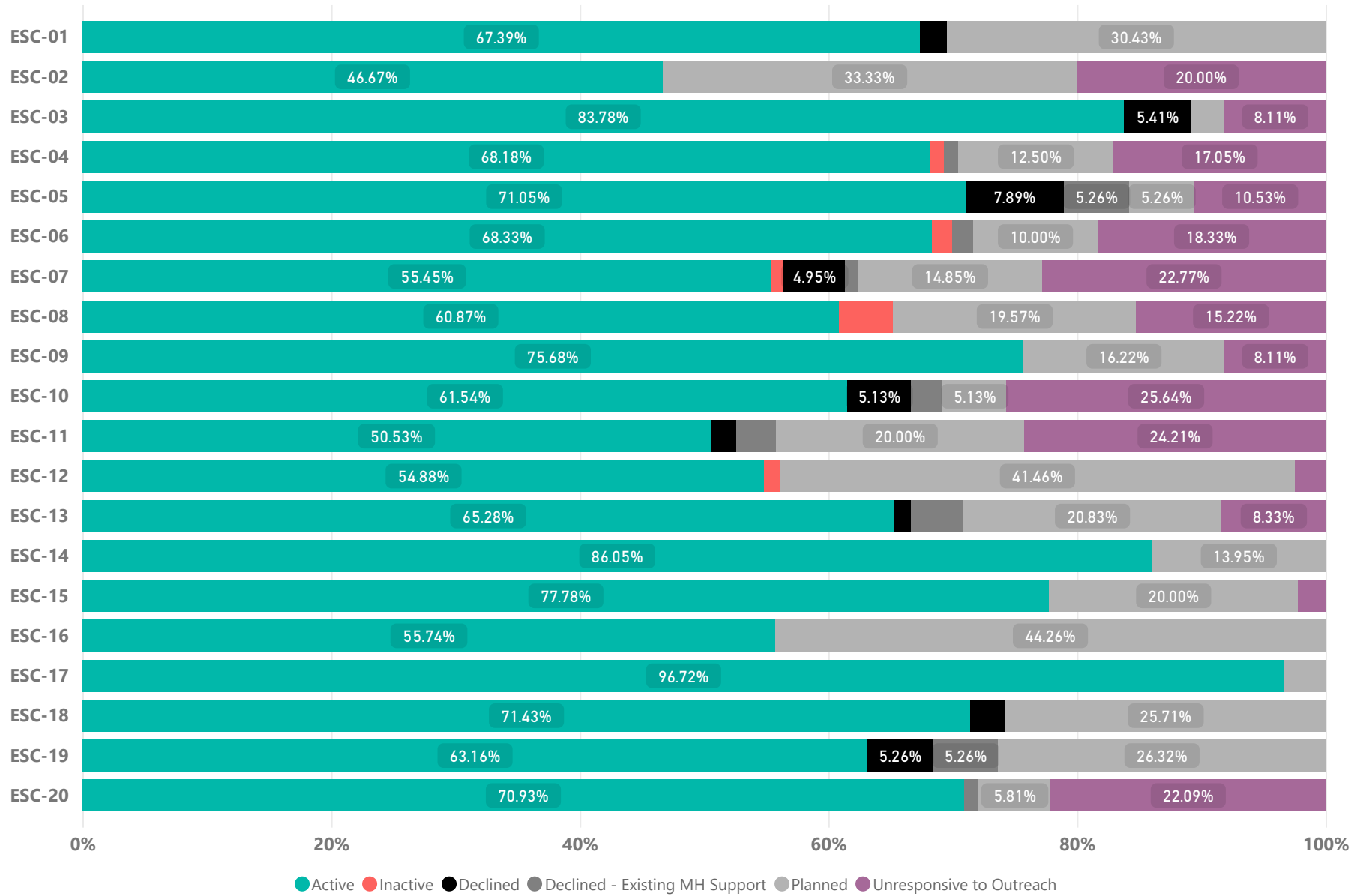
Onboarding Schools with
Planned Implementation Date
79

Planned Implementation Dates for Schools with Onboarding Status as of 1/31/24



NOTE: Not all schools with an Onboarding Status have a Planned Implementation Date. The HRI may be awaiting school or district direction to initiate this onboarding or the HRI may have paused the scheduling of the onboarding pending recruitment of additional staff at the HRI. Only public/charter schools with an implementation date are shown above.

TCHATT MOU Status for School Districts by ESC Region as of 1/31/24



Active Districts
798

Districts Declined
22

Districts Inactive
6

Declined - Existing MH Support
16

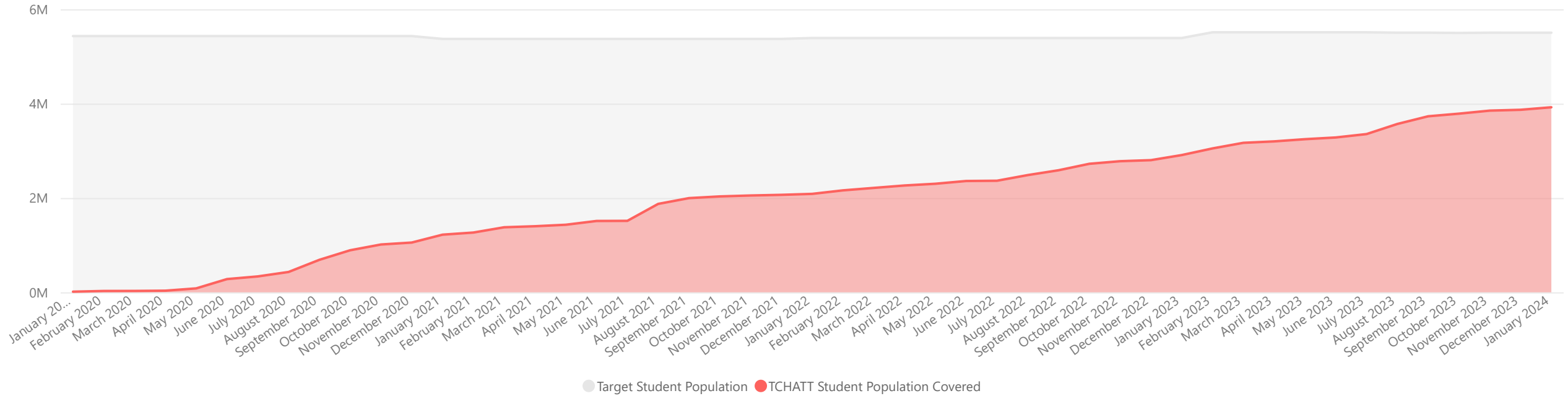
Unresponsive
156

of Remaining Planned Districts
216

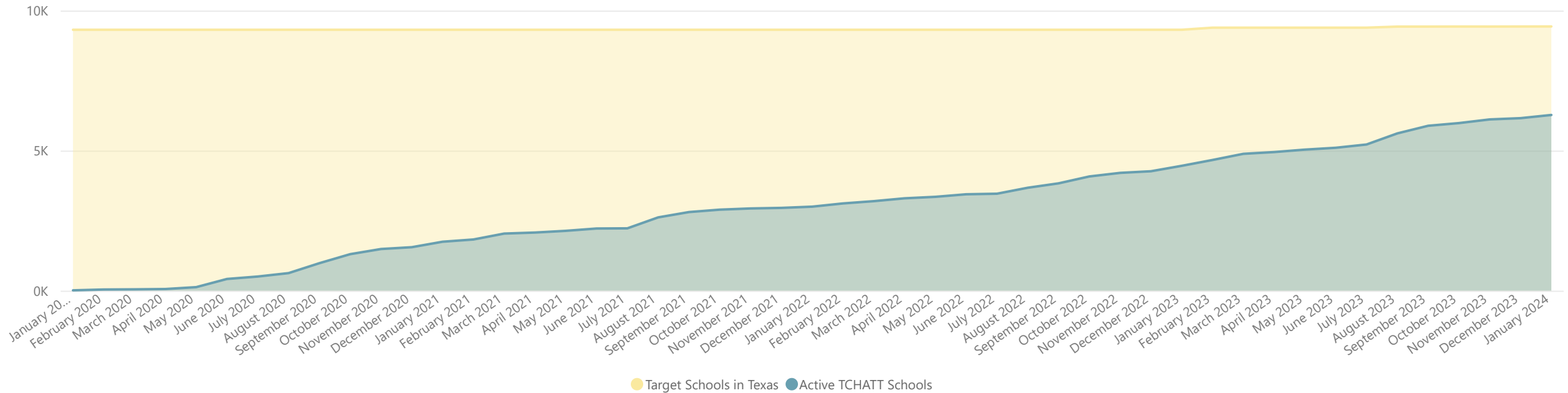
ESC #	Sum of Number of Active Districts	# of Planned School Districts
ESC-01	31	14
ESC-02	21	15
ESC-03	31	1
ESC-04	60	11
ESC-05	27	2
ESC-06	41	6
ESC-07	56	15
ESC-08	28	9
ESC-09	28	6
ESC-10	72	6
ESC-11	48	19
ESC-12	45	34
ESC-13	47	15
ESC-14	37	6
ESC-15	35	9
ESC-16	34	27
ESC-17	59	2
ESC-18	25	9
ESC-19	12	5
ESC-20	61	5
Total	798	216

Note: In the above graphic, if a district has at least one campus within its district with an Active TCHATT program, that district has been counted as Active. Planned status also includes districts that are Pending or in an Onboarding status. This page includes only public/charter district data.

Growth of Student Population Covered by TCHATT over Time



Growth of Schools Covered by TCHATT over Time



Reasons Provided by Districts for Declining TCHATT Services

(as of 1/31/24)

DECLINE REASON PROVIDED

HAS EXISTING MENTAL HEALTH PROVIDERS

ACADEMY FOR ACADEMIC EXCELLENCE
 ARLINGTON ISD
 BRIDGEPORT ISD
 CARROLLTON-FARMERS BRANCH ISD
 CEDAR HILL ISD
 COMMERCE ISD
 COMMUNITY ISD
 COPPELL ISD
 DENISON ISD
 DESOTO ISD
 EAST CHAMBERS ISD
 GARLAND ISD
 GREAT HEARTS TEXAS
 HOUSTON ISD
 KI CHARTER ACADEMY
 MCKINNEY ISD
 MINEOLA ISD
 PFLUGERVILLE ISD
 PILOT POINT ISD
 PLANO ISD
 PROSPER ISD
 TEXAS ACADEMY OF LEADERSHIP IN THE HUMANITIES
 THORNDALE ISD
 WILLIS ISD
 WYLIE ISD
 YSLETA ISD

WILL RECONSIDER AT A LATER DATE

BULLARD ISD
 HORIZON MONTESSORI PUBLIC SCHOOLS
 KILGORE ISD
 LINDALE ISD
 MARSHALL ISD
 MOUNT PLEASANT ISD
 NEW DIANA ISD
 SPRING HILL ISD
 SULPHUR SPRINGS ISD
 TEKOA ACADEMY OF ACCELERATED STUDIES
 STEM SCHOOL
 TROUP ISD
 TYLER ISD

DECLINE REASON PROVIDED

HAS EXISTING TELEHEALTH OR APP

PLANO ISD

SCHOOL BOARD OR ADMINISTRATOR DECLINED

AZLE ISD
 MUENSTER ISD
 PLANO ISD
 PRINCETON ISD

UNKNOWN/DID NOT PROVIDE REASON

ALLEN ISD
 BELLS ISD
 BONHAM ISD
 CARROLLTON-FARMERS BRANCH ISD
 DALLAS ISD
 DENISON ISD
 DENTON ISD
 DUNCANVILLE ISD
 EL PASO ISD
 GARLAND ISD
 GREENVILLE ISD
 GREENWOOD ISD
 JARRELL ISD
 KEMP ISD
 LANCASTER ISD
 MCKINNEY ISD
 PREMIER HIGH SCHOOLS
 PRINCETON ISD
 PROSPER ISD
 RICHARDSON ISD
 SHERMAN ISD
 SUNNYVALE ISD
 TATUM ISD
 UPLIFT EDUCATION
 WODEN ISD

DECLINE REASON PROVIDED

DECLINED SOME SCHOOLS IN DISTRICT

CHAPEL HILL ISD
 DALLAS ISD
 DENISON ISD
 PINE TREE ISD

ETHICAL CONCERN

WEST RUSK COUNTY CONSOLIDATED ISD

INADEQUATE HOURS FOR SERVICES

SILSBEE ISD

LACK OF STAFF OR SPACE RESOURCES

MATAGORDA ISD
 MELISSA ISD
 SABINE PASS ISD
 TEXAS COLLEGE PREPARATORY ACADEMIES
 WHARTON ISD

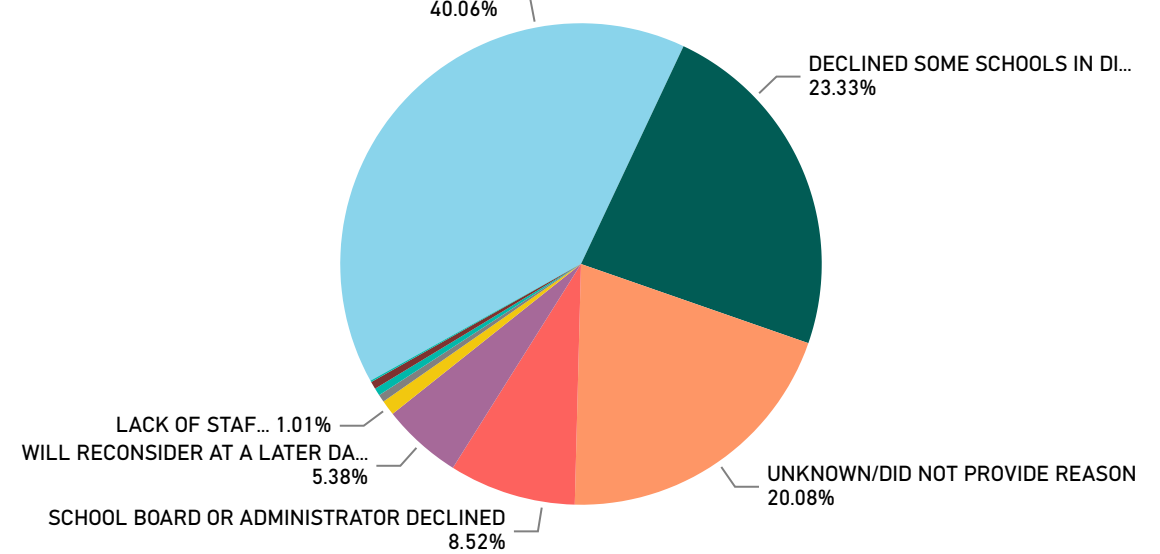
ONLY WANTS SERVICES IF EXTERNAL TO SCHOOL

MIDLOTHIAN ISD
 PREMIER HIGH SCHOOLS
 TEXAS COLLEGE PREPARATORY ACADEMIES

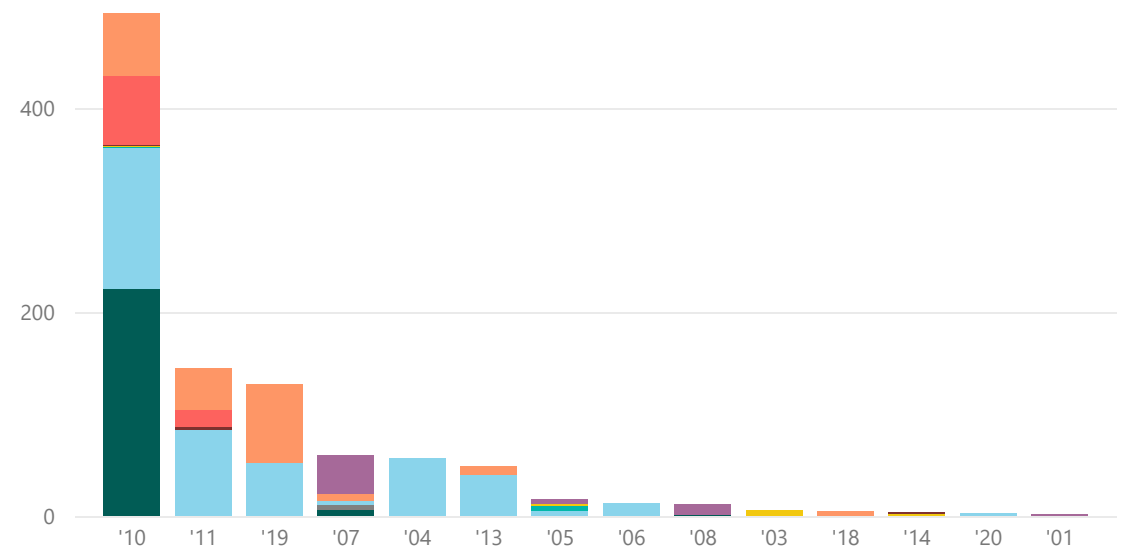
Decline Reason

- DECLINED SOME SCHOOLS IN DISTRICT
- ETHICAL CONCERN
- HAS EXISTING MENTAL HEALTH PROVIDERS
- HAS EXISTING TELEHEALTH OR APP
- INADEQUATE HOURS FOR SERVICES
- LACK OF STAFF OR SPACE RESOURCES
- ONLY WANTS SERVICES IF EXTERNAL TO SC...
- SCHOOL BOARD OR ADMINISTRATOR DEC...
- UNKNOWN/DID NOT PROVIDE REASON
- WILL RECONSIDER AT A LATER DATE

HAS EXISTING MENTAL HEALTH PROVIDERS



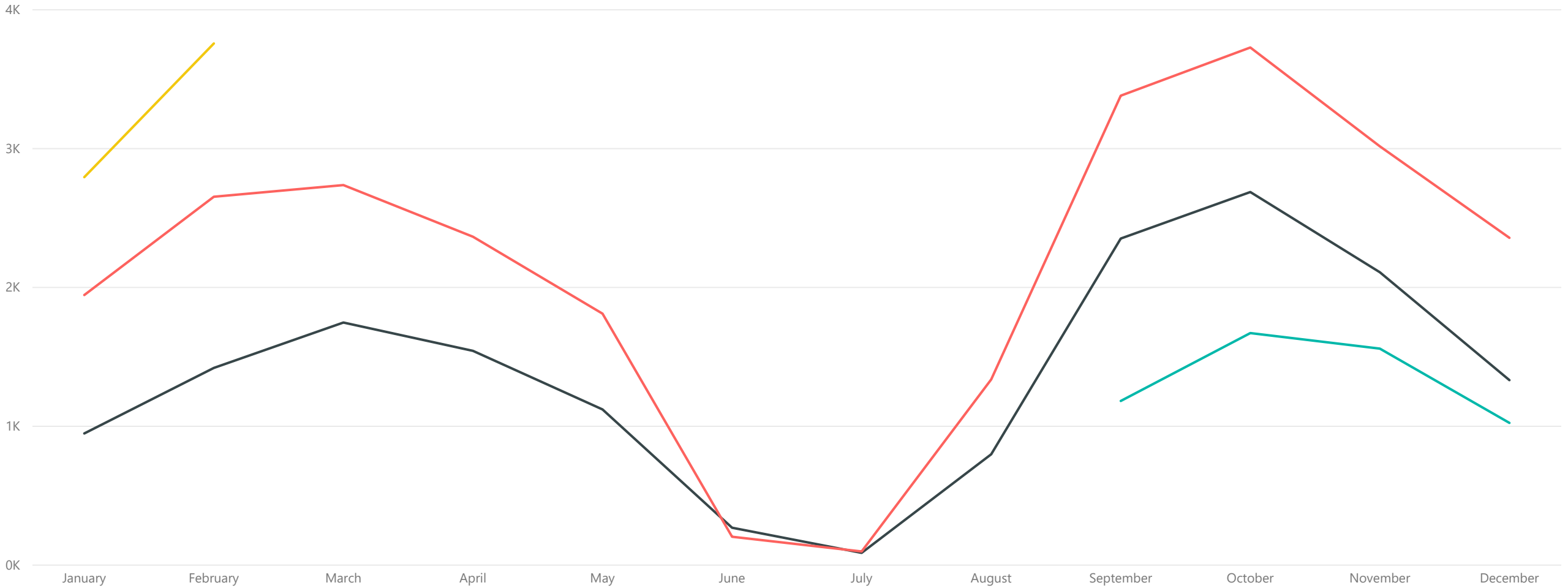
Impact of ISD Decline - Count of Schools by ESC Region



Data is preliminary and subject to change

Referrals by Month, September 2021 to February 2024

Year ● 2021 ● 2022 ● 2023 ● 2024



Total Referrals

53,913

Enrolled

34,061

Open Referrals

2,125

No Response

12,361

Declined

3,721

Other

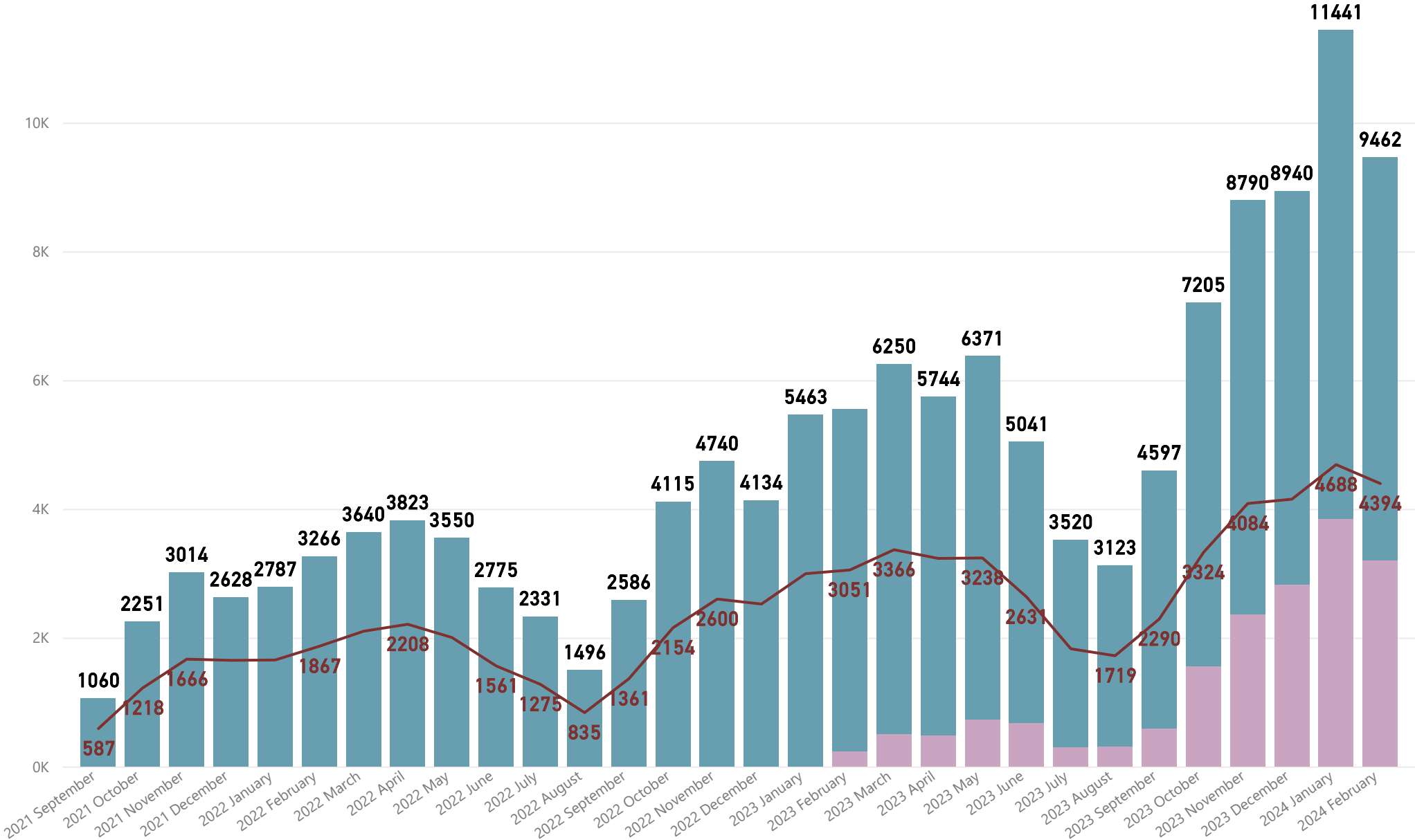
1,613

Enrolled and Archived

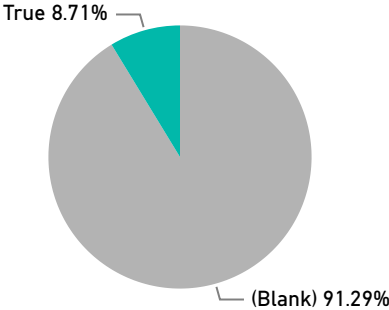
26,856

Students Served by Month and Corresponding Session Count, 9/1/2021 to 2/29/2024

Care Coordination Sessions Therapeutic Sessions Students Served



Sessions Involving Med Management



Session Count

139,692

Unique Students Served

27,752

Students Receiving Med Mgmt Services

3,506

Data is preliminary and subject to change. Care Coordination sessions began being tracked in February 2023.