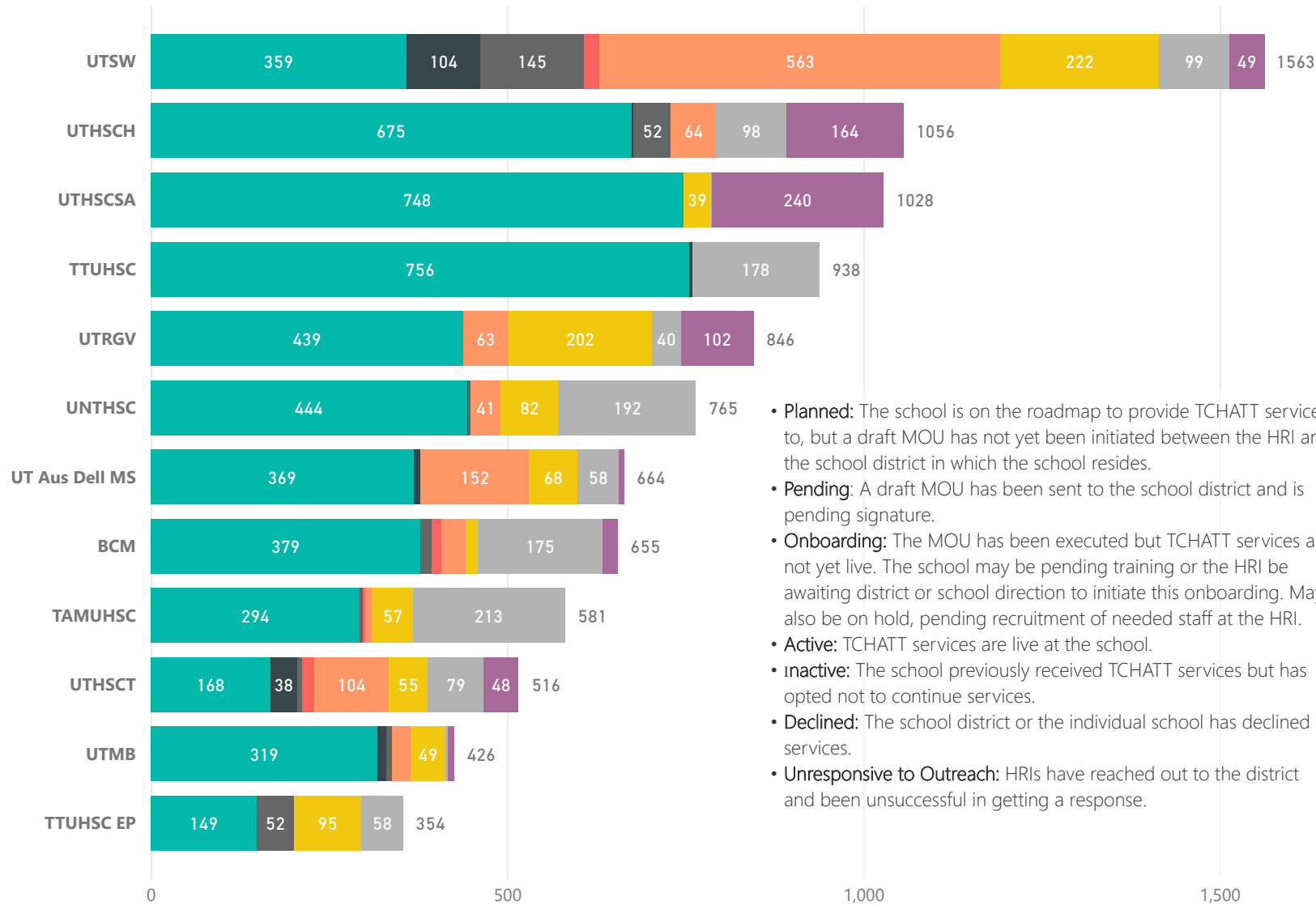




Texas Child Mental Health Care Consortium

TCHATT Rollout Status

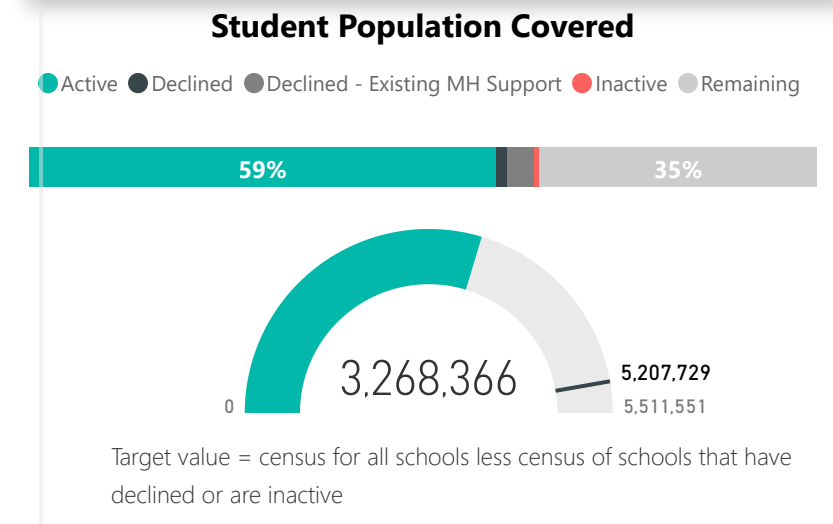
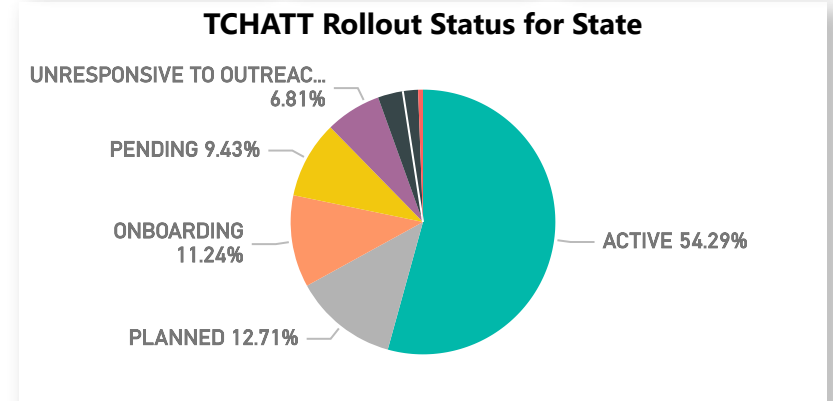
TCHATT Status for Campuses Grouped by Assigned Health Related Institution as of 6/30/23



- **Planned:** The school is on the roadmap to provide TCHATT services to, but a draft MOU has not yet been initiated between the HRI and the school district in which the school resides.
- **Pending:** A draft MOU has been sent to the school district and is pending signature.
- **Onboarding:** The MOU has been executed but TCHATT services are not yet live. The school may be pending training or the HRI be awaiting district or school direction to initiate this onboarding. May also be on hold, pending recruitment of needed staff at the HRI.
- **Active:** TCHATT services are live at the school.
- **Inactive:** The school previously received TCHATT services but has opted not to continue services.
- **Declined:** The school district or the individual school has declined services.
- **Unresponsive to Outreach:** HRIs have reached out to the district and been unsuccessful in getting a response.

STATUS ● ACTIVE ● DECLINED ● DECLINED - EXISTING MENTAL HEALTH SU... ● INACTIVE ● ONBOARDING ● PENDING ● PLANNED ● UNRESPONSIVE TO OUTREACH

# Active 5099	# Planned 1194	TCHATT Status Highlights Campus Count
# Onboarding 1056	# Inactive 56	# Declined - Existing MH Support 288
# Pending MOU 886	# Unresponsive 640	# Declined 173



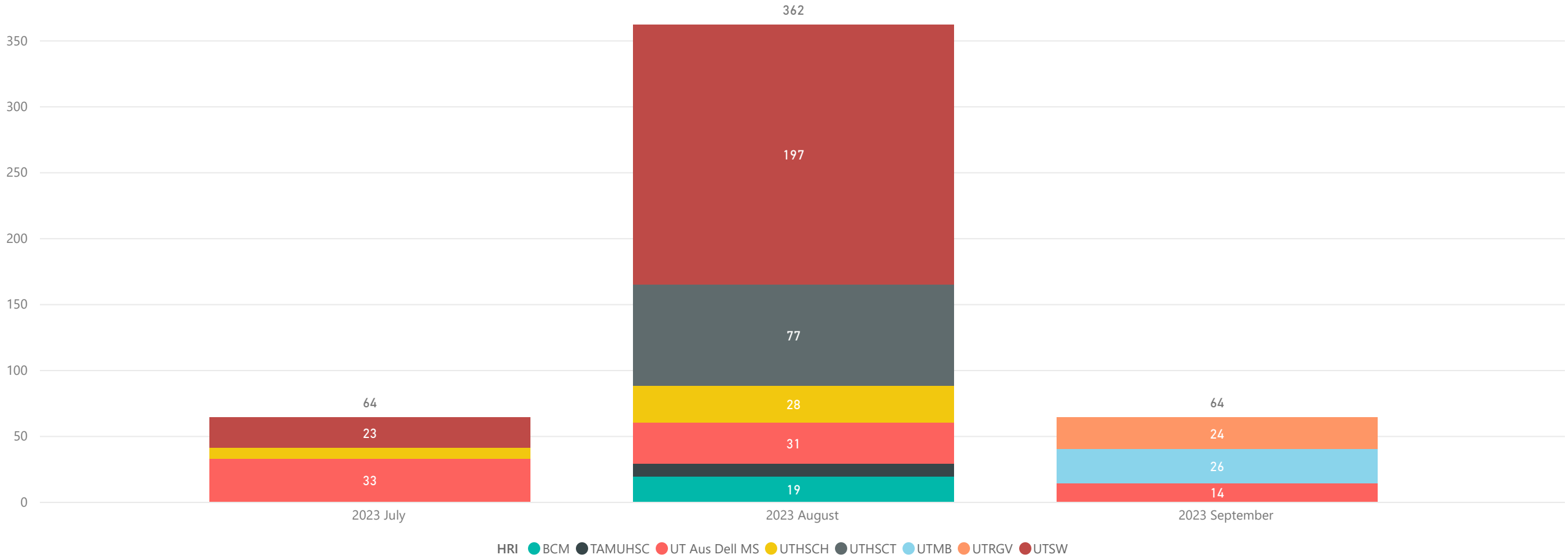


Texas Child Mental Health Care Consortium TCHATT Rollout Status

Schools with Onboarding Status
1056

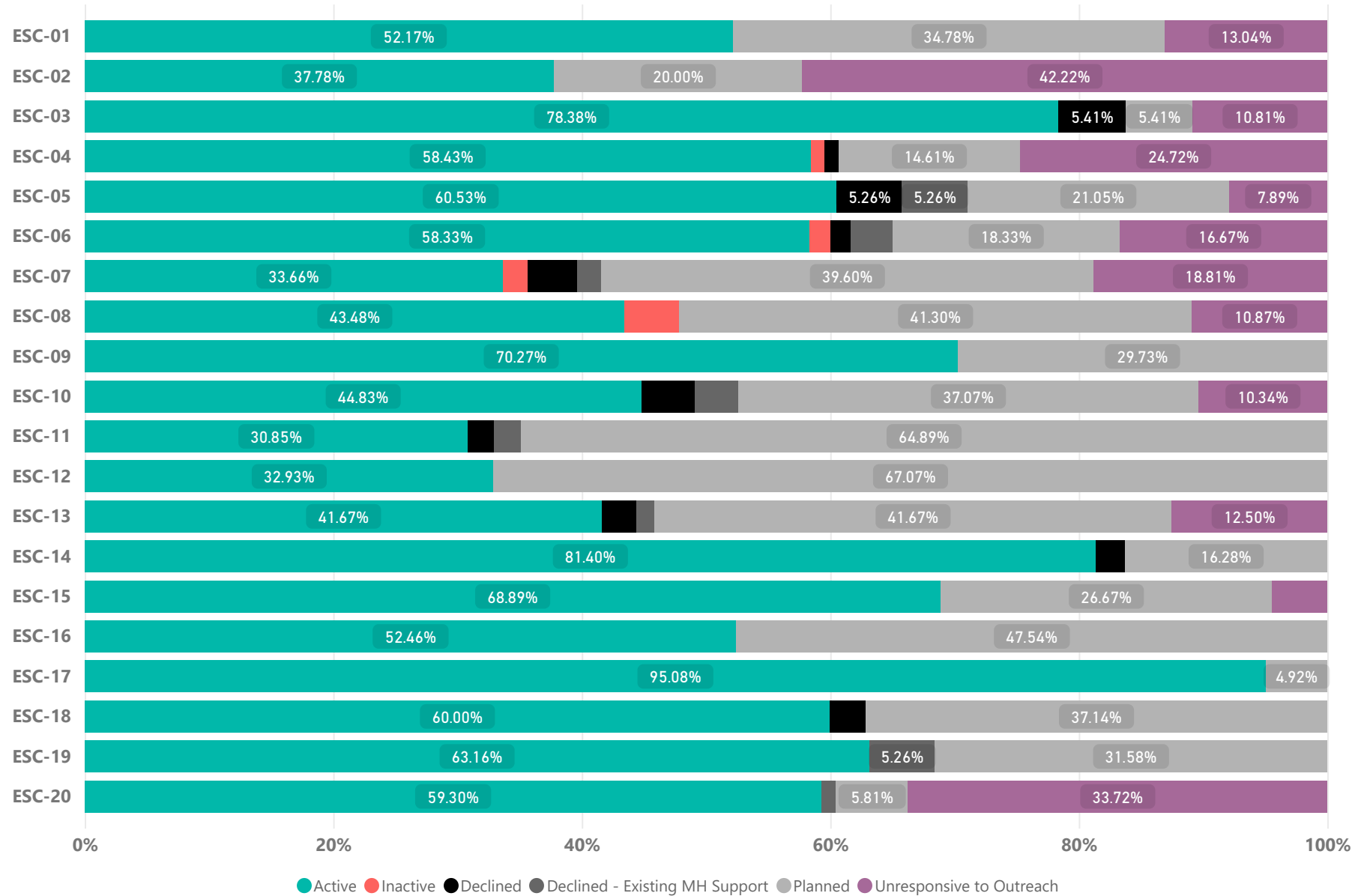
Onboarding Schools with
Planned Implementation Date
490

Planned Implementation Dates for Schools with Onboarding Status as of 6/30/23



NOTE: Not all schools with an Onboarding Status have a Planned Implementation Date. The HRI may be awaiting school or district direction to initiate this onboarding or the HRI may have paused the scheduling of the onboarding pending recruitment of additional staff at the HRI. Only those with an implementation date are shown above.

TCHATT MOU Status for School Districts by ESC Region as of 6/30/23



Active Districts
638

Districts Declined
21

Districts Inactive
6

Declined - Existing MH Support
15

Unresponsive
140

of Remaining Planned Districts
393

ESC #	Sum of Number of Active Districts	# of Planned School Districts
ESC-01	24	16
ESC-02	17	9
ESC-03	29	2
ESC-04	52	13
ESC-05	23	8
ESC-06	35	11
ESC-07	34	40
ESC-08	20	19
ESC-09	26	11
ESC-10	52	43
ESC-11	29	61
ESC-12	27	55
ESC-13	30	30
ESC-14	35	7
ESC-15	31	12
ESC-16	32	29
ESC-17	58	3
ESC-18	21	13
ESC-19	12	6
ESC-20	51	5
Total	638	393

Note: In the above graphic, if a district has at least one campus within its district with an Active TCHATT program, that district has been counted as Active. Planned status also includes those districts that are Pending or in an Onboarding status.