



tcmhcc

Centralized Operational Support Hub (COSH)

COSH June 2022 Report



- Dr. Laurel Williams
- Edith Ortiz, MBA
- Jennifer Evans
- Romel Walker
- Brittany Columbus

Topics for Discussion



CPAN

TCHATT



CPAN

Child Psychiatry
Access Network

CPAN Updates

CPAN Project ECHO: Spring 2022 Series

- 6 sessions completed
- **914** learners have attended

Summer Project ECHO: Trauma and Grief

- 2 sessions completed
- **70** learners have attended
- Recorded and will be added to the site



CPAN
Child Psychiatry
Access Network

CPAN Updates

ARPA Project : Direct Consultation

Pilot Direct Consultation: August 1, 2022

6 teams participating:

- Baylor College of Medicine
- UT Austin
- UTMB Galveston
- Texas A&M
- Texas Tech - Lubbock
- Texas Tech El Paso

Will begin build in Trayt once feedback from the pilot is received



CPAN
Child Psychiatry
Access Network

CPAN Updates

ARPA Project: Texting Pilot

- Pilot is completed , currently getting feedback from participating pcps

ARPA Project: FISP

- currently waiting to hire staff

CPAN Updates

Lantana

- 26 new lines needs
- 22 of those are for ARPA

5 minute metric Replacement

- Lantana dashboard

Lantana Dashboard

Extension 1002

Total Inbound
65

Total Outbound
35

Total Answered
72

Total Missed
21

Total Abandoned
8

Total Voicemails
0

Extension 1002

Total Call Time
4:57:26

Total Inbound
65

Total Outbound
35

Ext to Ext Inbound Total
25

Total Ring Time **0:15:01**

Total Inbound Answered **45**

Total Outbound Answered **27**

Ext to Ext Inbound Answered **5**

Total Talk Time **4:40:11**

Total Inbound Missed **20**

Total Outbound Abandoned **6**

Ext to Ext Inbound Missed **20**

Total Abandoned Time **0:00:21**

Total Inbound Abandoned **2**

External Outbound Total **11**

Ext to Ext Inbound Abandoned **2**

Average Ring Time **0:00:09**

External Inbound Total **40**

External Outbound Answered **11**

Ext to Ext Outbound Total **24**

Average Talk Time **0:03:53**

External Inbound Answered **40**

External Outbound Abandoned **0**

Ext to Ext Outbound Answered **16**

Average Call Time **0:03:43**

External Inbound Missed **0**

Ext to Ext Outbound Abandoned **6**

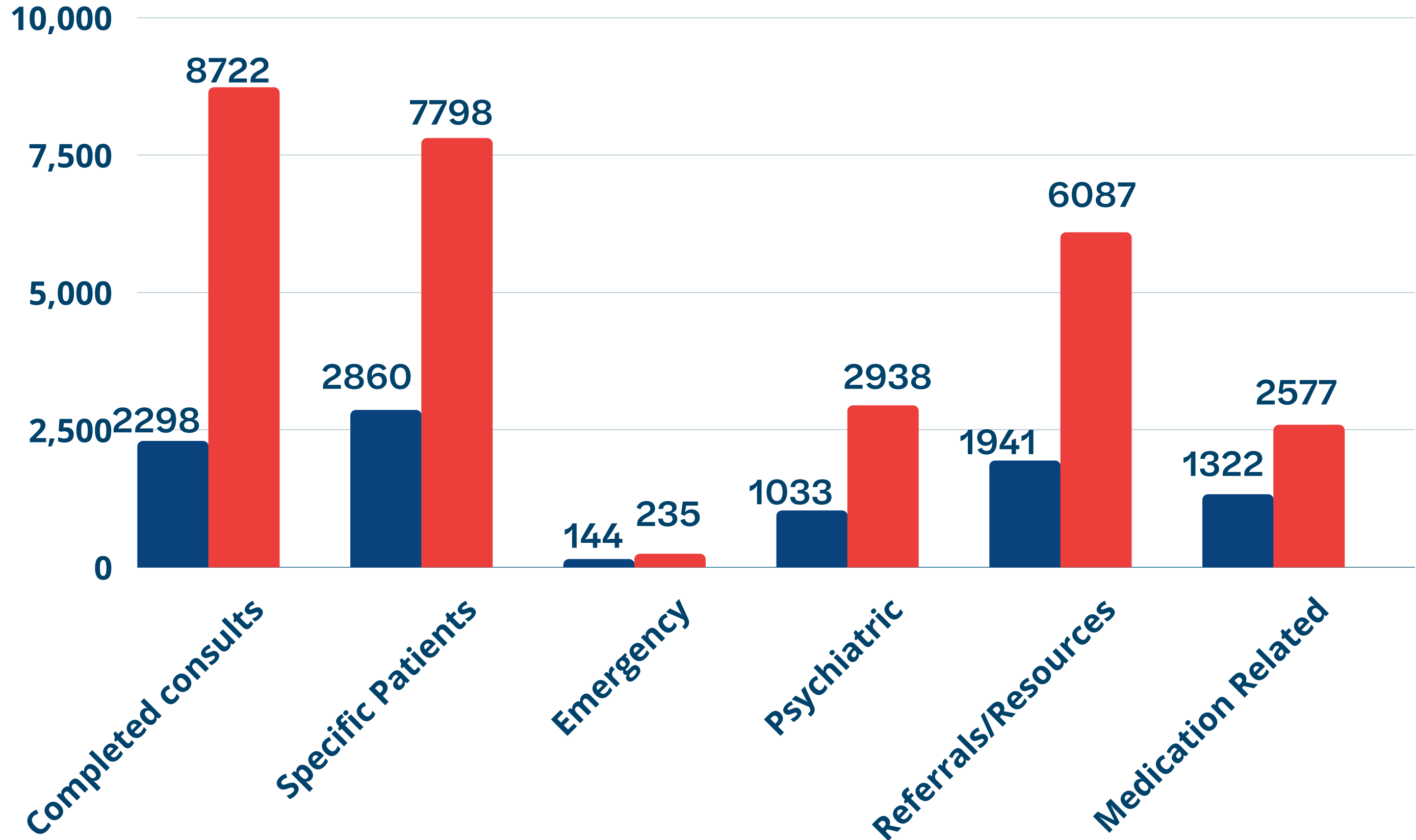
Average Abandoned Time **0:00:02**

External Inbound Abandoned **0**



Year to Year Growth: Purpose Of Contact

■ Aug 2020-June 2021 ■ July 2021-June 2022



Data was extracted from the CPAN Key Metrics report under the "Purpose of Contact" column.

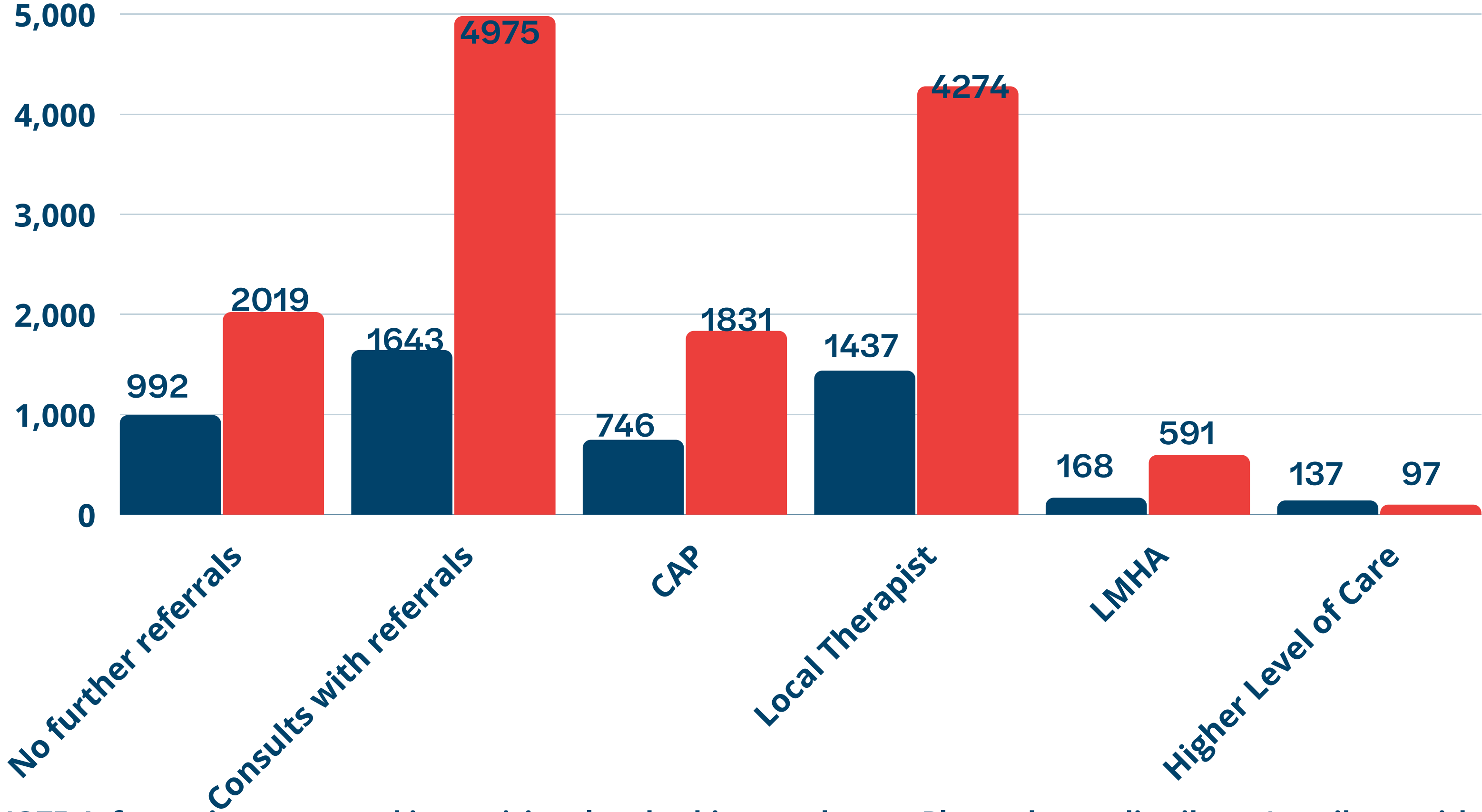
*** NOTE: Information presented is provisional and subject to change. Please do not distribute / attribute without prior approval from the COSH staff.**



CPAN
Child Psychiatry
Access Network

Year to Year Growth: Referral Measures

■ Aug 2020-June 2021 ■ July 2021-June 2022



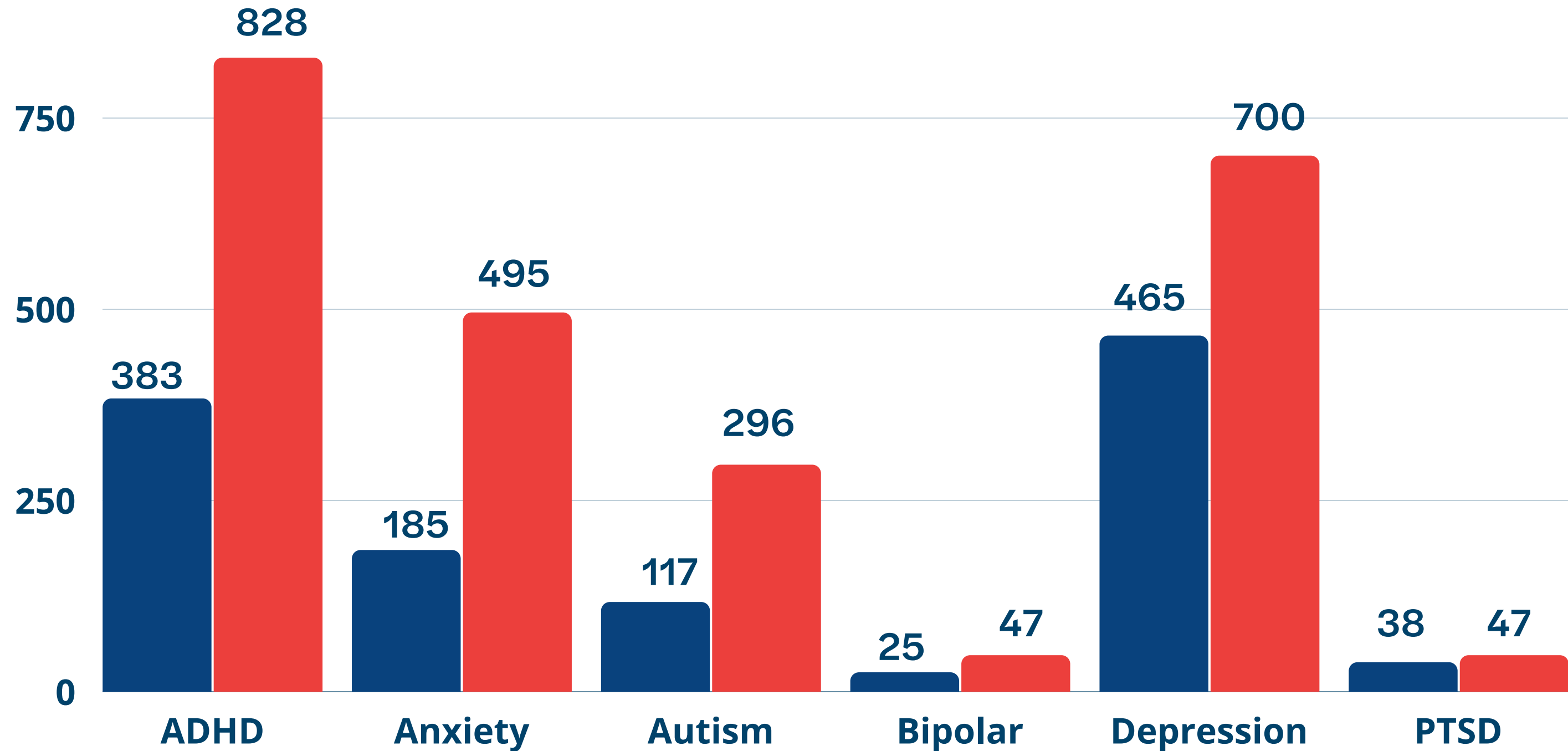
*** NOTE: Information presented is provisional and subject to change. Please do not distribute / attribute without prior approval from the COSH staff.**



Year to Year: Top 6 Diagnosis

■ Aug 2020-June 2021 ■ July 2021-June 2022

1,000



*** NOTE: Information presented is provisional and subject to change. Please do not distribute/attribute without prior approval from the COSH staff.**



TCHATT

Texas Child Health Access
Through Telemedicine



TCHATT
Texas Child Health Access
Through Telemedicine

TCHATT Updates

School Portal

- **Already is live**
- **Launch date for new features**
 - **July 29-August 3: Trayt trainings**
 - **August 17-19: school staff self- enrollment**
 - **August 29: Document transfer uploader**
 - **Novemember 1: Insights & Reporting**
 - **Phase 1 : Exports**
 - **November 30: Insights & Reporting**
 - **Phase 2 Insights Dashboard**





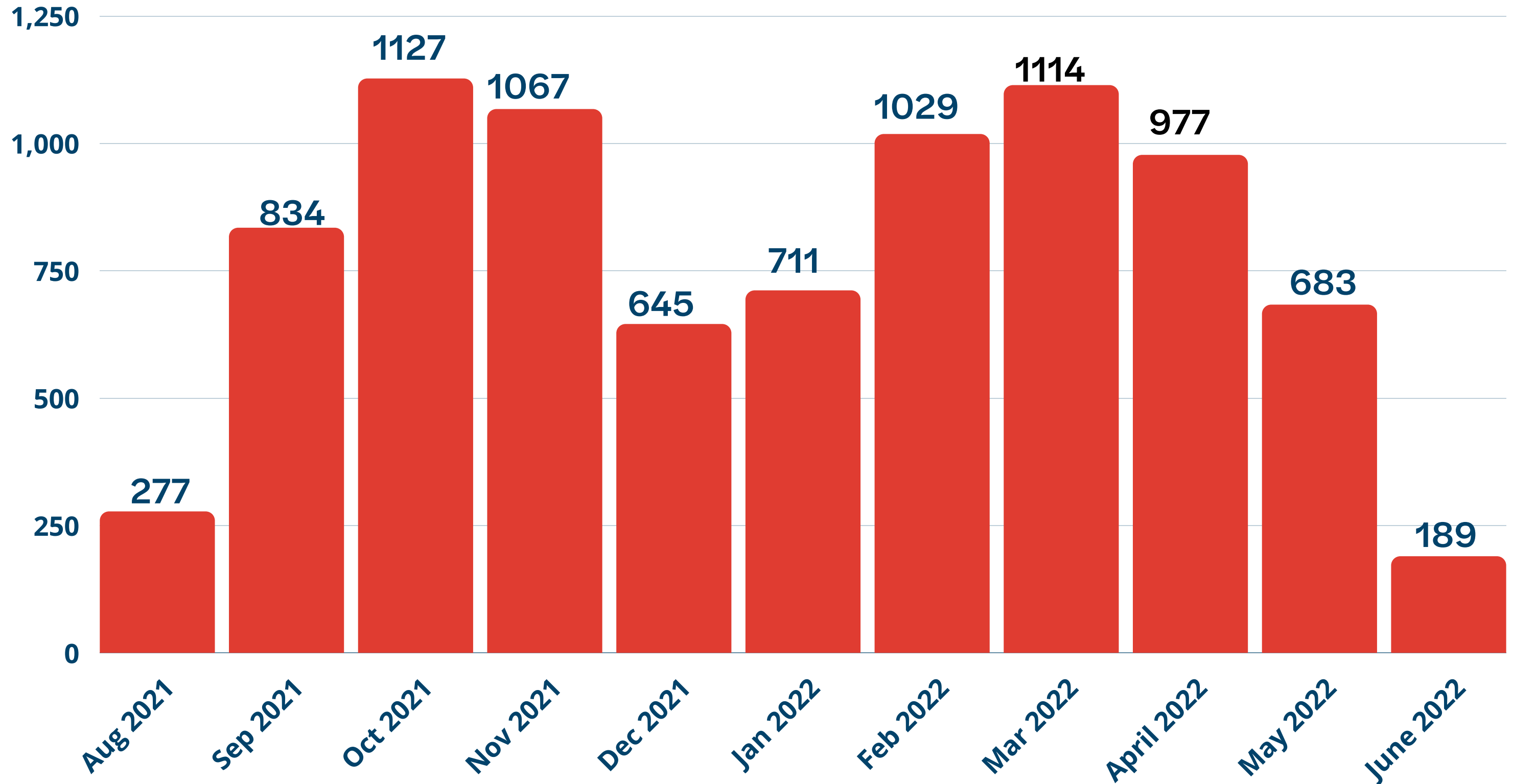
TCHATT
Texas Child Health Access
Through Telemedicine

TCHATT Data

- Data is Preliminary
- Data is from the last 11 months
August 2021-June 2022

Total Number of Enrolled Patients 8,653

August 2021-June 2022

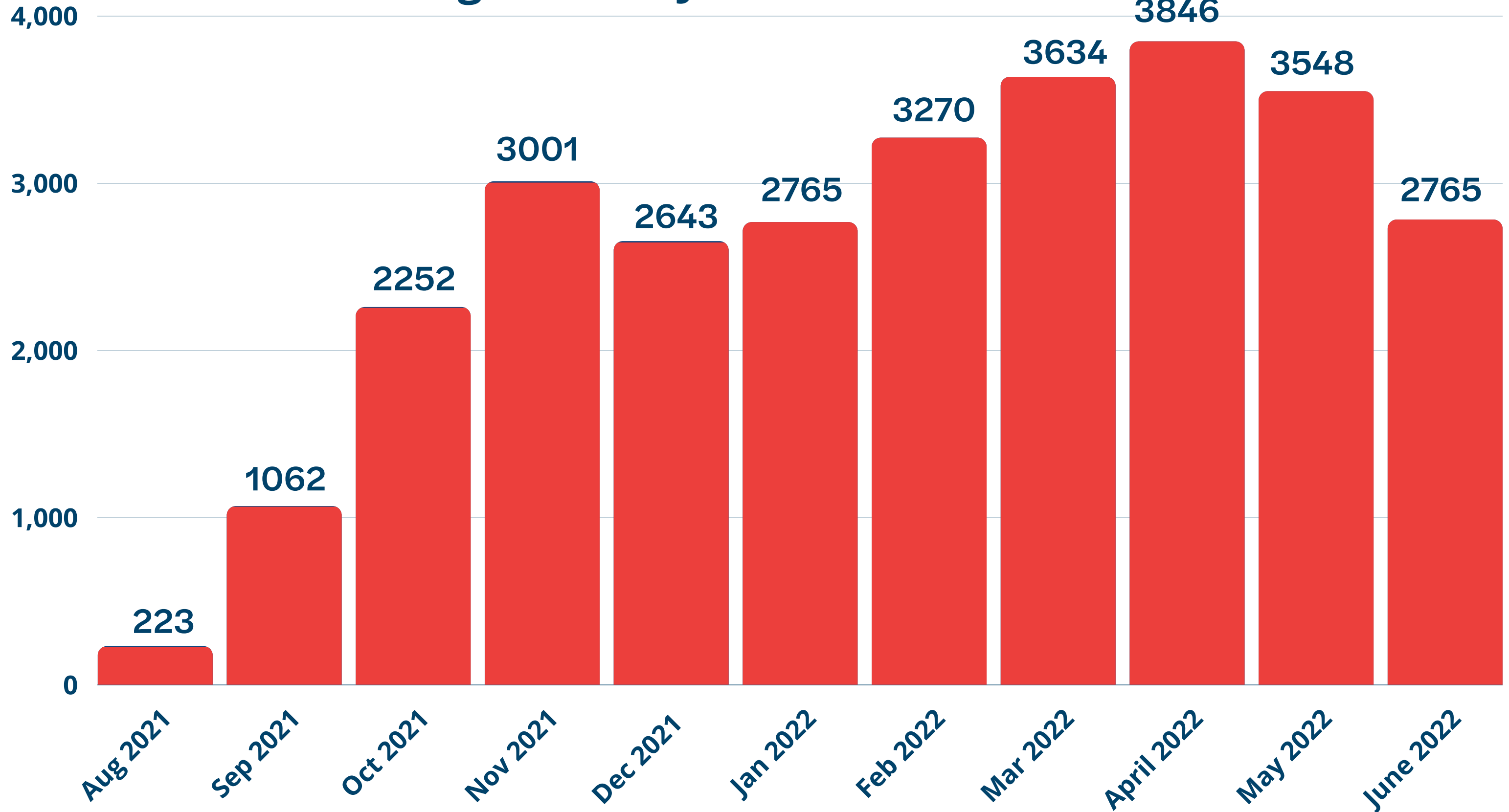


*** NOTE: Information presented is provisional and subject to change. Please do not distribute / attribute without prior approval from the COSH staff.**



Sessions Total 29,018

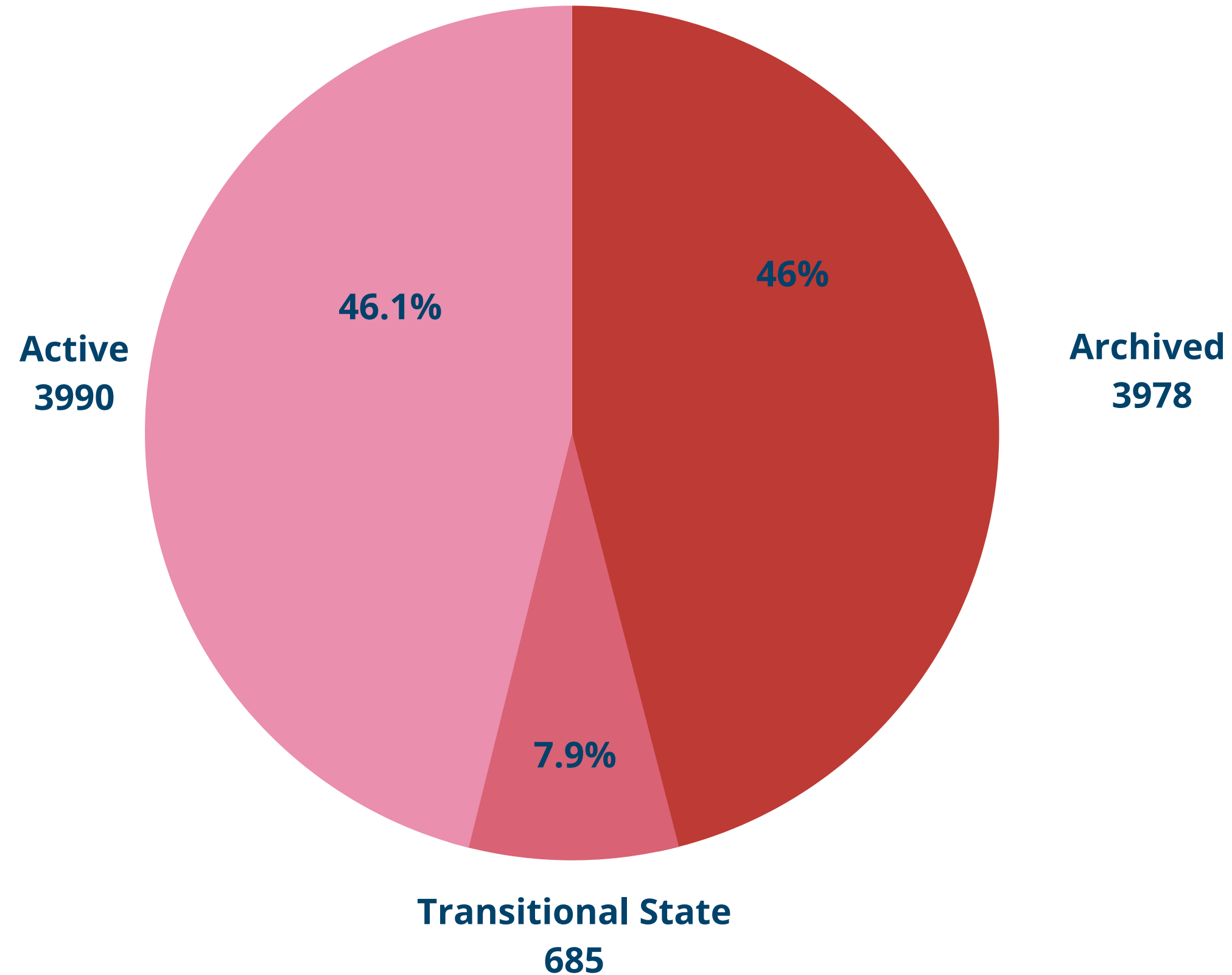
August 2021-June 2022



*** NOTE: Information presented is provisional and subject to change. Please do not distribute / attribute without prior approval from the COSH staff.**

Enrolled Students

August 2021-June 2022

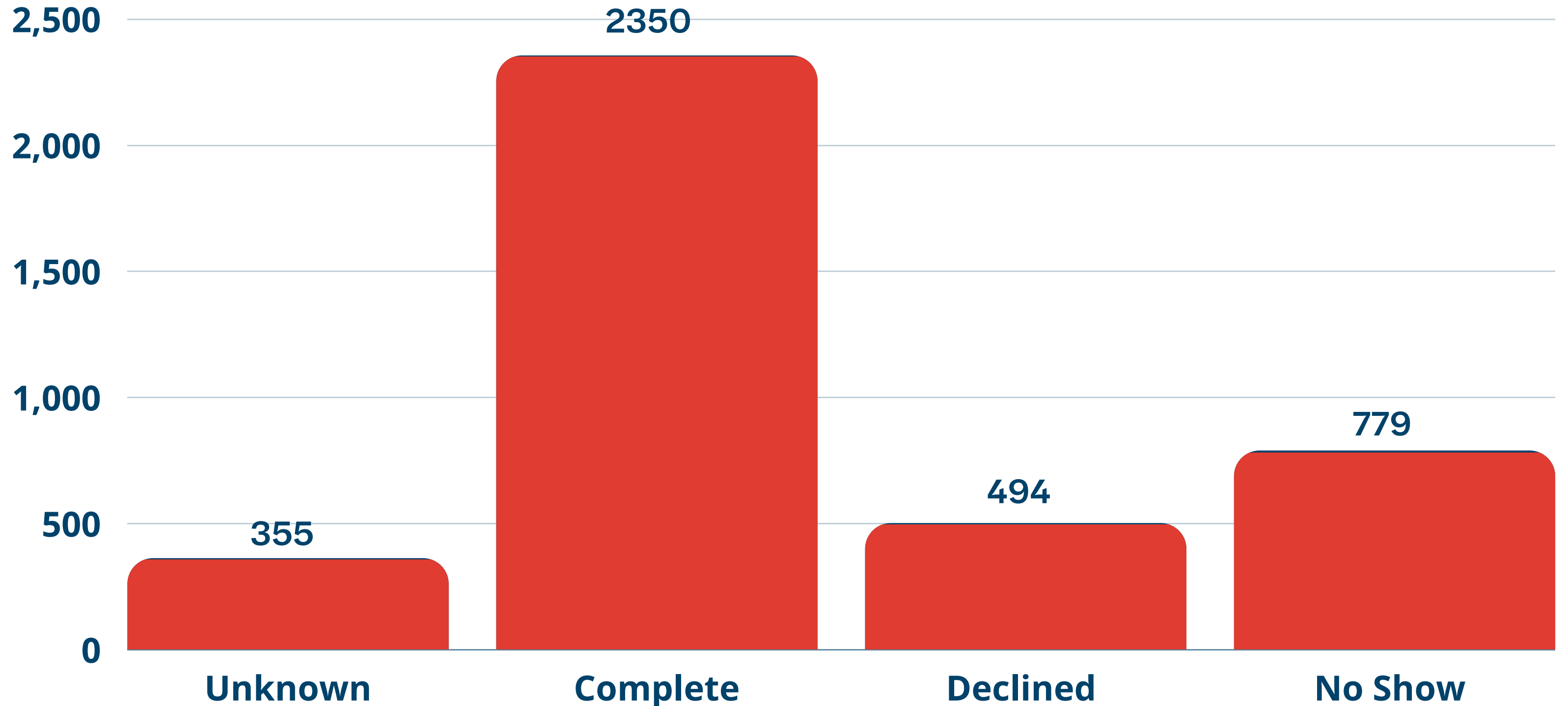


*** NOTE: Information presented is provisional and subject to change. Please do not distribute/attribute without prior approval from the COSH staff.**



Service Status and End of Service Reason Total 3,978

August 2021-June 2022



*** NOTE: Information presented is provisional and subject to change. Please do not distribute/attribute without prior approval from the COSH staff.**

